

FATIMA MATA NATIONAL COLLEGE

AUTONOMOUS

(Reaccredited with 'A' Grade by NAAC)
Affiliated to University of Kerala

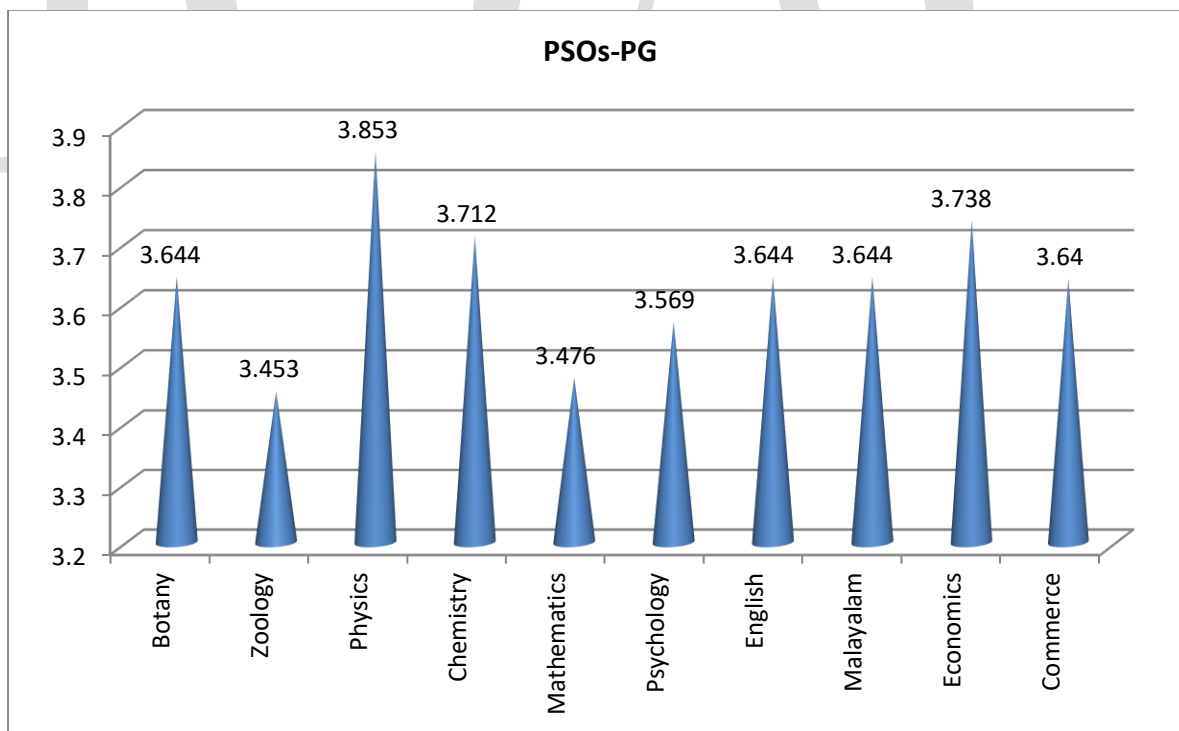


2.6.2 Analysis Of Learning Outcomes At Post Graduate Level 2017-19

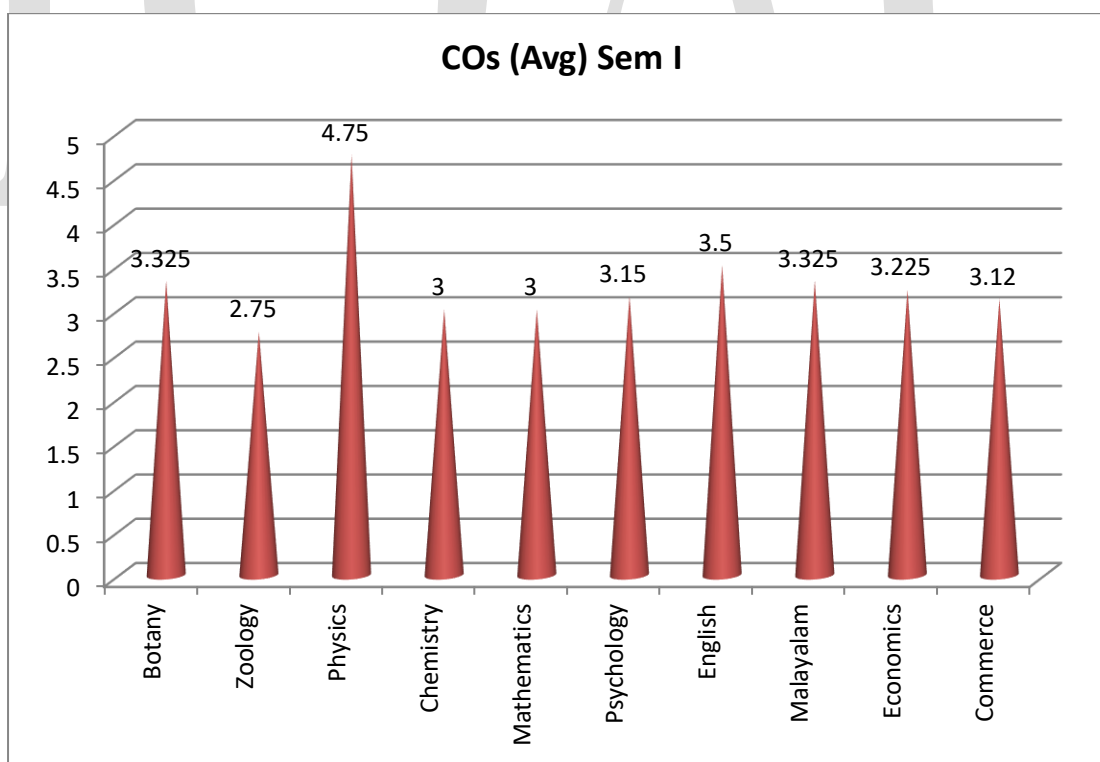
IQAC INTERNAL QUALITY ASSURANCE CELL

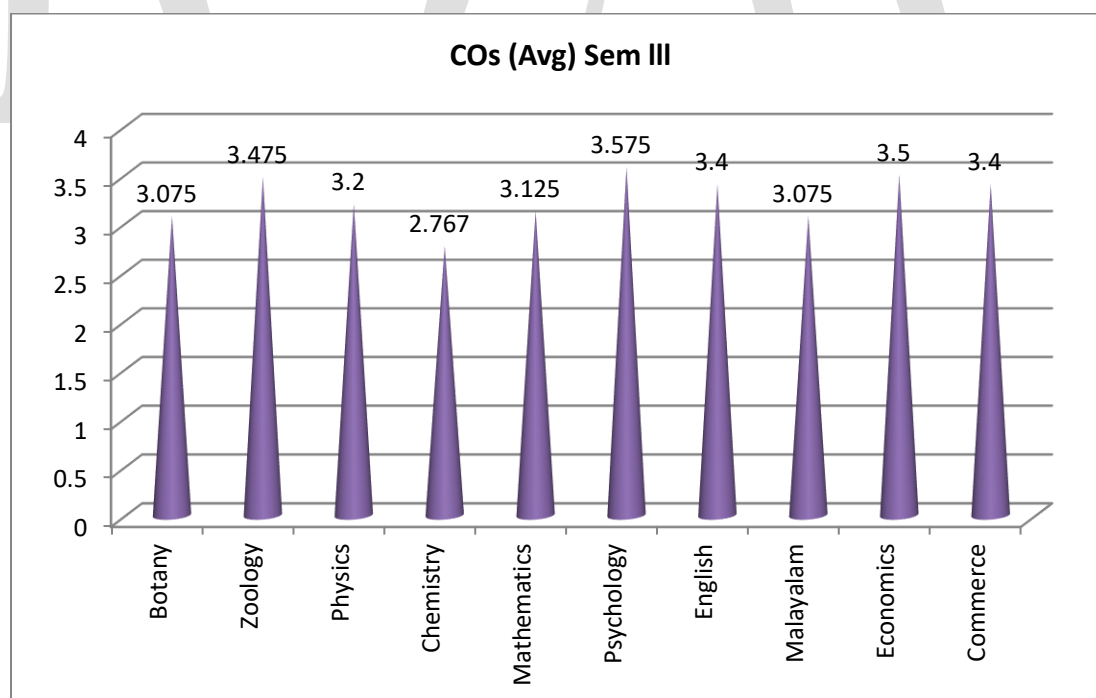
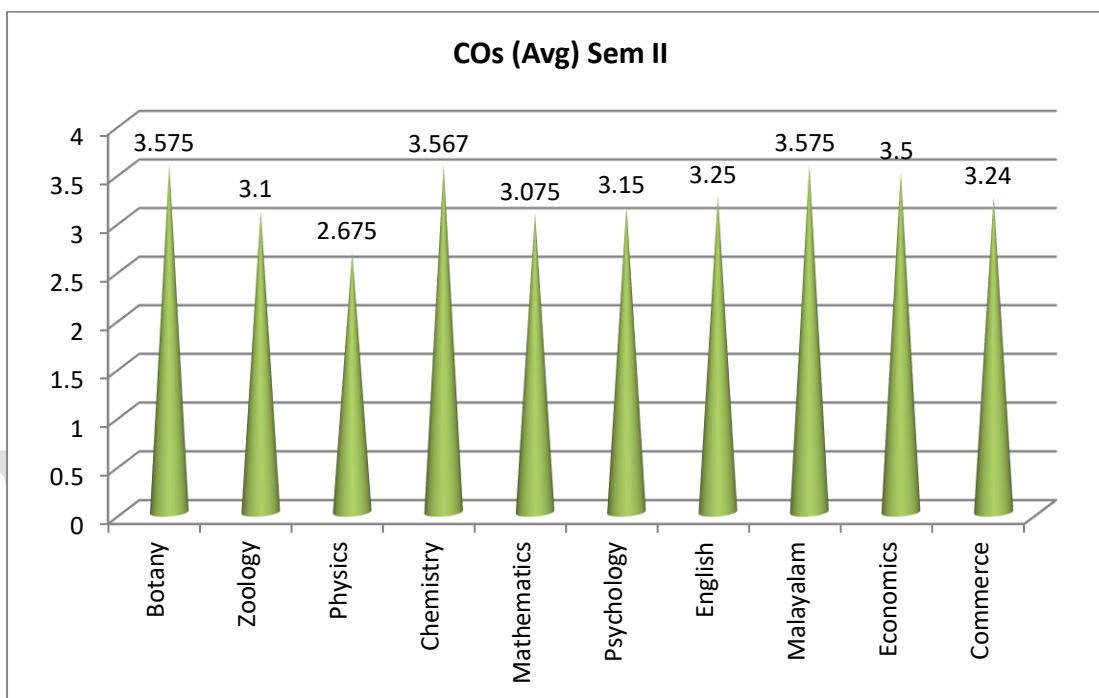
ANALYSIS OF LEARNING OUTCOMES AT POST GRADUATE LEVEL (2017-19 BATCH)

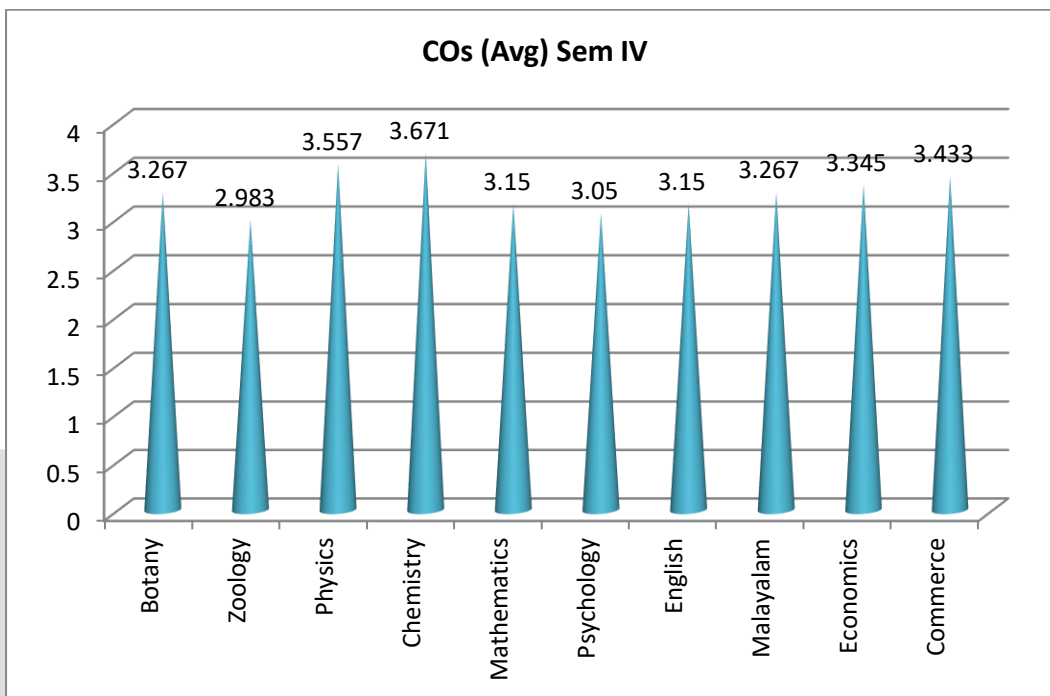
| Attainment of PSOs at Post Graduate Level | |
|---|-------|
| | PSOs |
| Botany | 3.644 |
| Zoology | 3.453 |
| Physics | 3.853 |
| Chemistry | 3.712 |
| Mathematics | 3.476 |
| Psychology | 3.569 |
| English | 3.644 |
| Malayalam | 3.644 |
| Economics | 3.738 |
| Commerce | 3.64 |



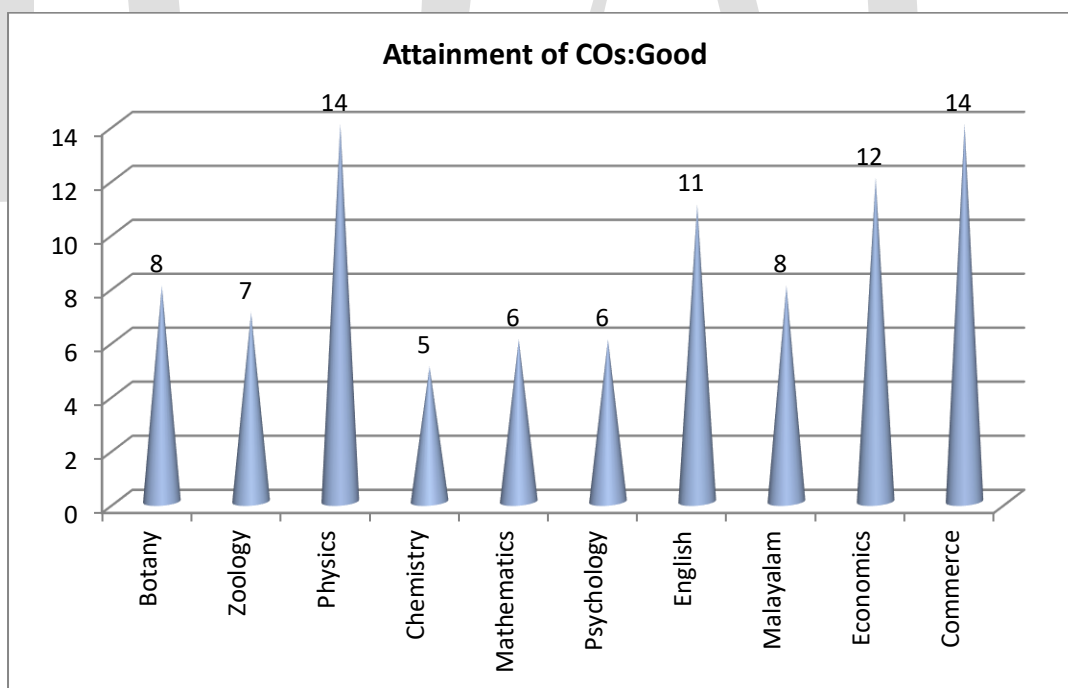
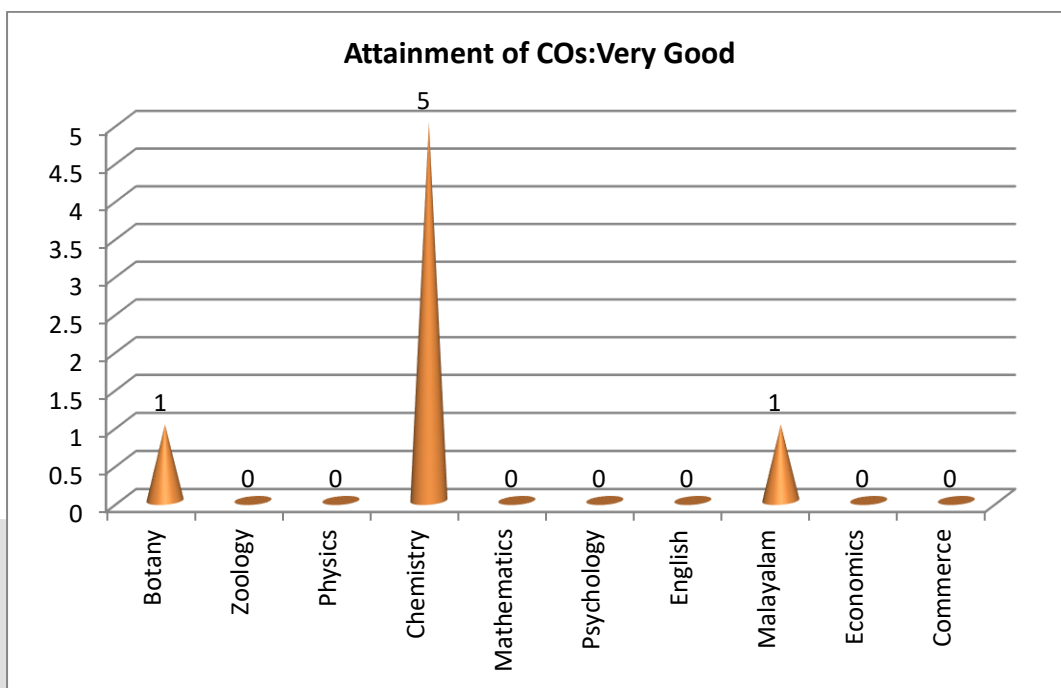
| Attainment of COs (Average) at Semester Level | | | | |
|---|-----------|------------|-------------|------------|
| | COs Sem I | COs Sem II | COs Sem III | COs Sem IV |
| Botany | 3.325 | 3.575 | 3.075 | 3.267 |
| Zoology | 2.75 | 3.1 | 3.475 | 2.983 |
| Physics | 4.75 | 2.675 | 3.2 | 3.557 |
| Chemistry | 3 | 3.567 | 2.767 | 3.671 |
| Mathematics | 3 | 3.075 | 3.125 | 3.15 |
| Psychology | 3.15 | 3.15 | 3.575 | 3.05 |
| English | 3.5 | 3.25 | 3.4 | 3.15 |
| Malayalam | 3.325 | 3.575 | 3.075 | 3.267 |
| Economics | 3.225 | 3.5 | 3.5 | 3.345 |
| Commerce | 3.12 | 3.24 | 3.4 | 3.433 |

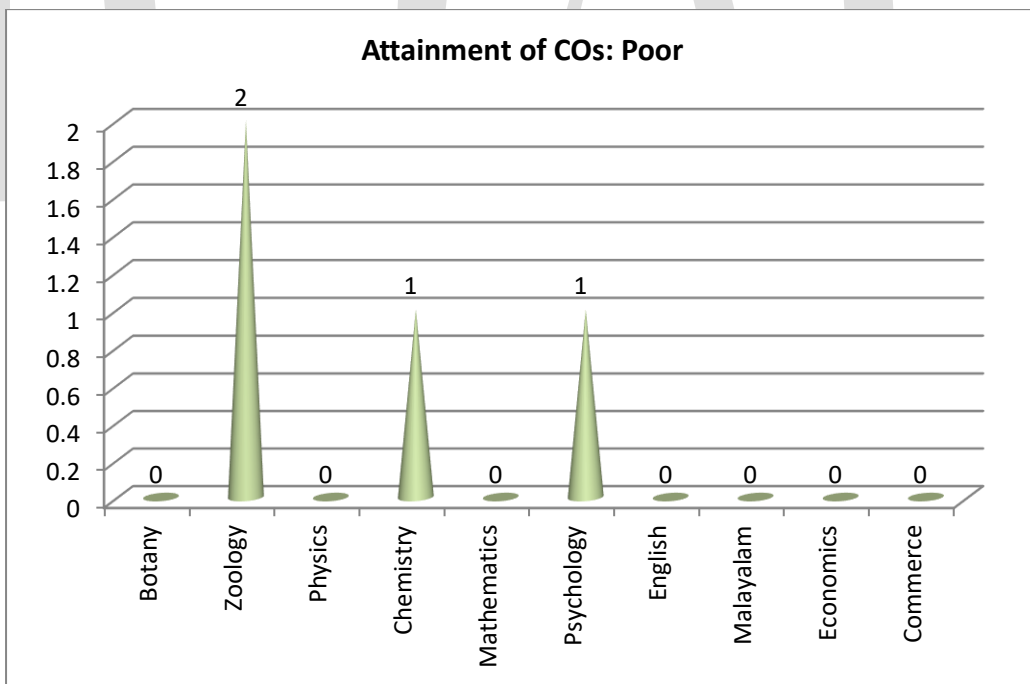
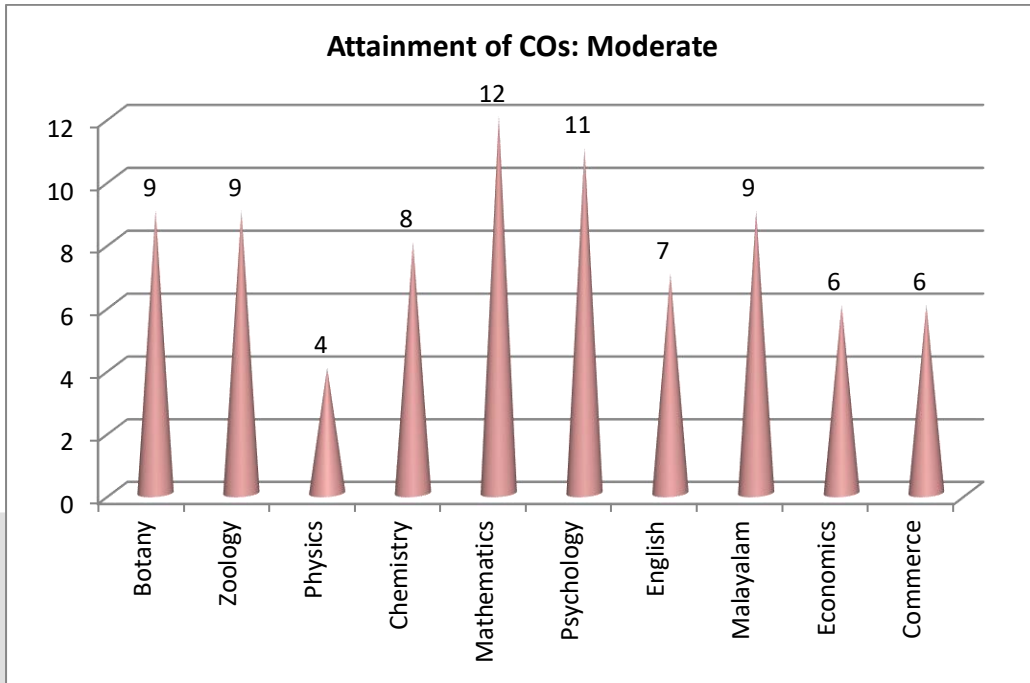






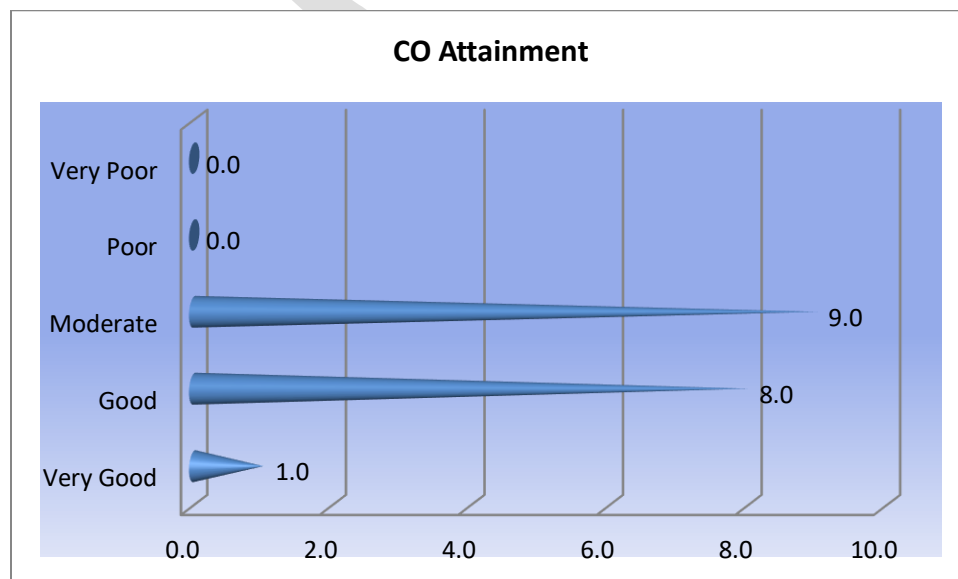
| Attainment Levels of COs | | | | | |
|--------------------------|---------------|----------|--------------|----------|---------------|
| | Very Good COs | Good COs | Moderate COs | Poor COs | Very Poor COs |
| Botany | 1 | 8 | 9 | 0 | 0 |
| Zoology | 0 | 7 | 9 | 2 | 0 |
| Physics | 0 | 14 | 4 | 0 | 0 |
| Chemistry | 5 | 5 | 8 | 1 | 0 |
| Mathematics | 0 | 6 | 12 | 0 | 0 |
| Psychology | 0 | 6 | 11 | 1 | 0 |
| English | 0 | 11 | 7 | 0 | 0 |
| Malayalam | 1 | 8 | 9 | 0 | 0 |
| Economics | 0 | 12 | 6 | 0 | 0 |
| Commerce | 0 | 14 | 6 | 0 | 0 |

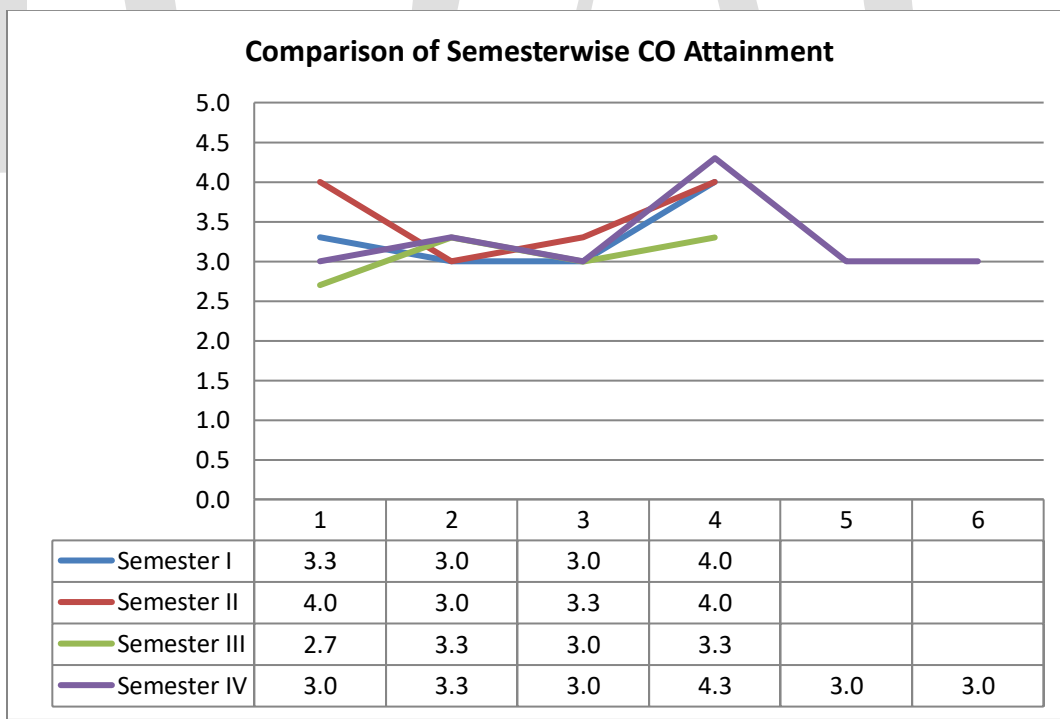
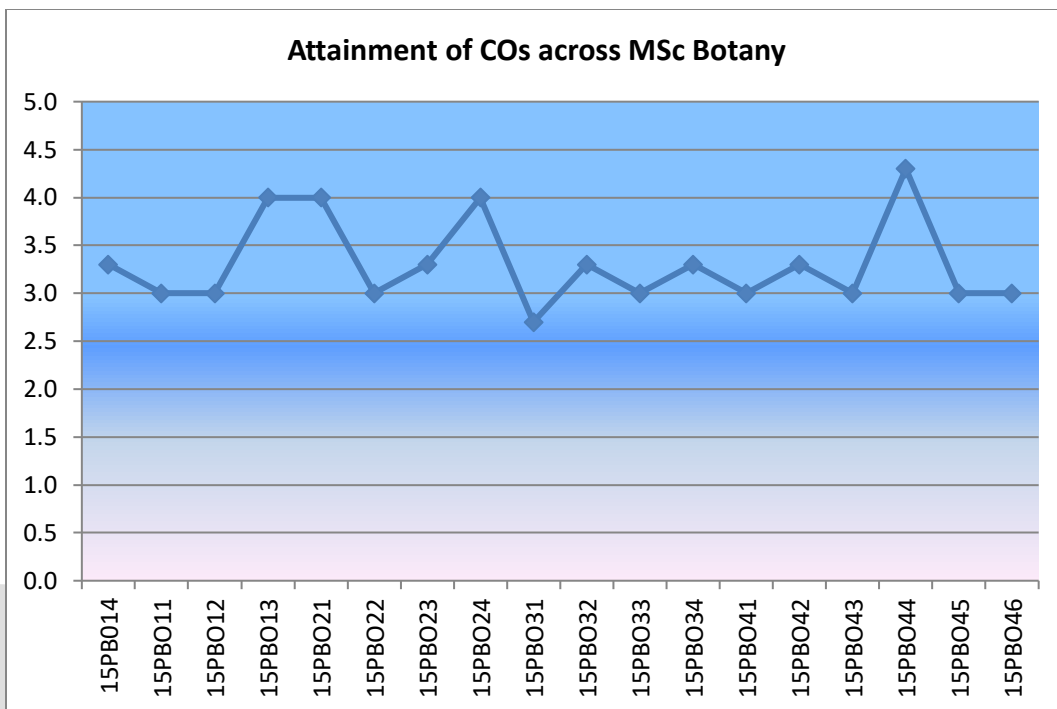




ANALYSIS AT DEPARTMENT LEVELS**MSc Botany (2017-19)****Table Showing Attainment of Course Outcomes**

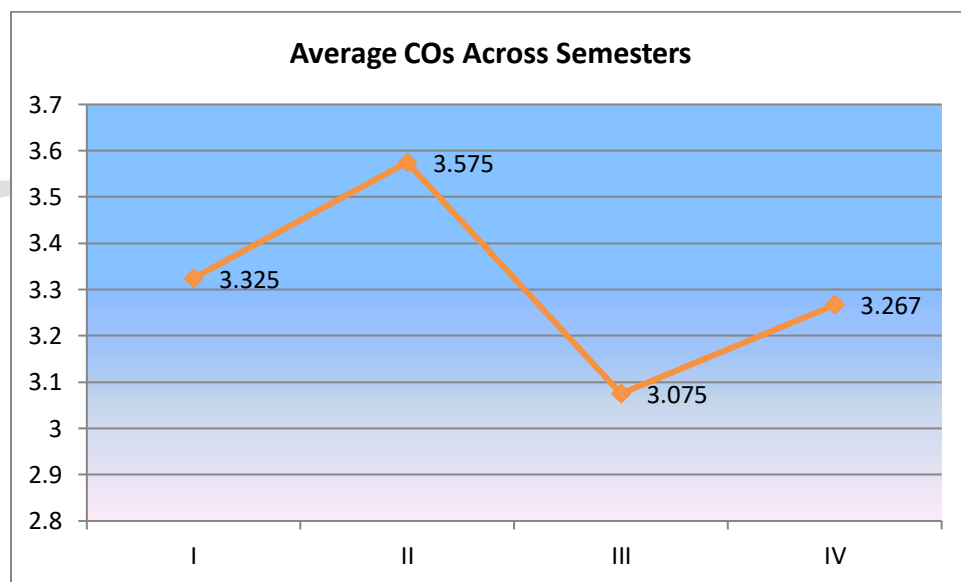
| Semester | Course Code | Outcome | Remarks |
|----------|-------------|---------|-----------|
| I | 15PB014 | 3.3 | Moderate |
| | 15PB011 | 3.0 | Moderate |
| | 15PB012 | 3.0 | Moderate |
| | 15PB013 | 4.0 | Good |
| II | 15PB021 | 4.0 | Good |
| | 15PB022 | 3.0 | Moderate |
| | 15PB023 | 3.3 | Good |
| | 15PB024 | 4.0 | Good |
| III | 15PB031 | 2.7 | Moderate |
| | 15PB032 | 3.3 | Good |
| | 15PB033 | 3.0 | Moderate |
| | 15PB034 | 3.3 | Good |
| IV | 15PB041 | 3.0 | Moderate |
| | 15PB042 | 3.3 | Good |
| | 15PB043 | 3.0 | Moderate |
| | 15PB044 | 4.3 | Very Good |
| | 15PB045 | 3.0 | Moderate |
| | 15PB046 | 3.0 | Moderate |





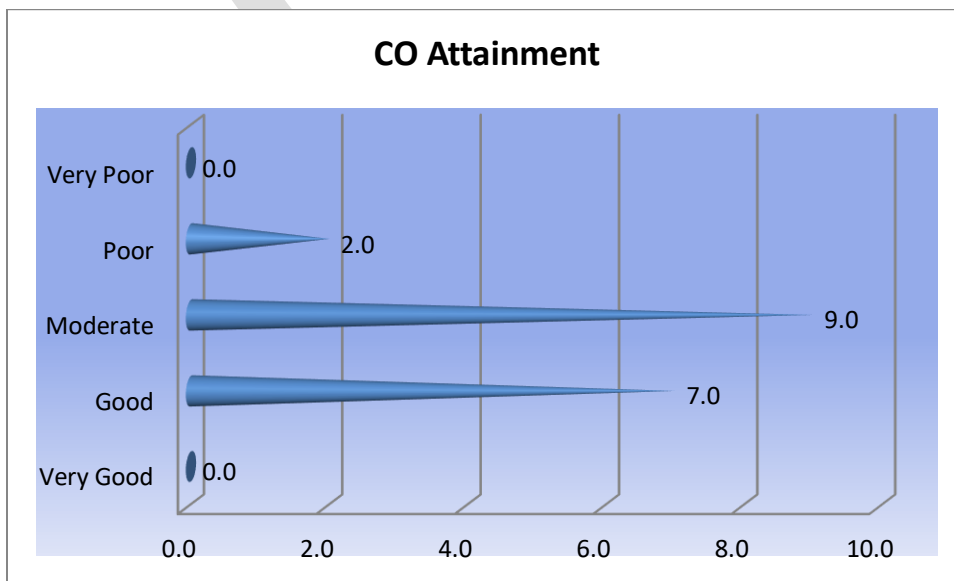
Programme Specific Outcome-MSc Botany

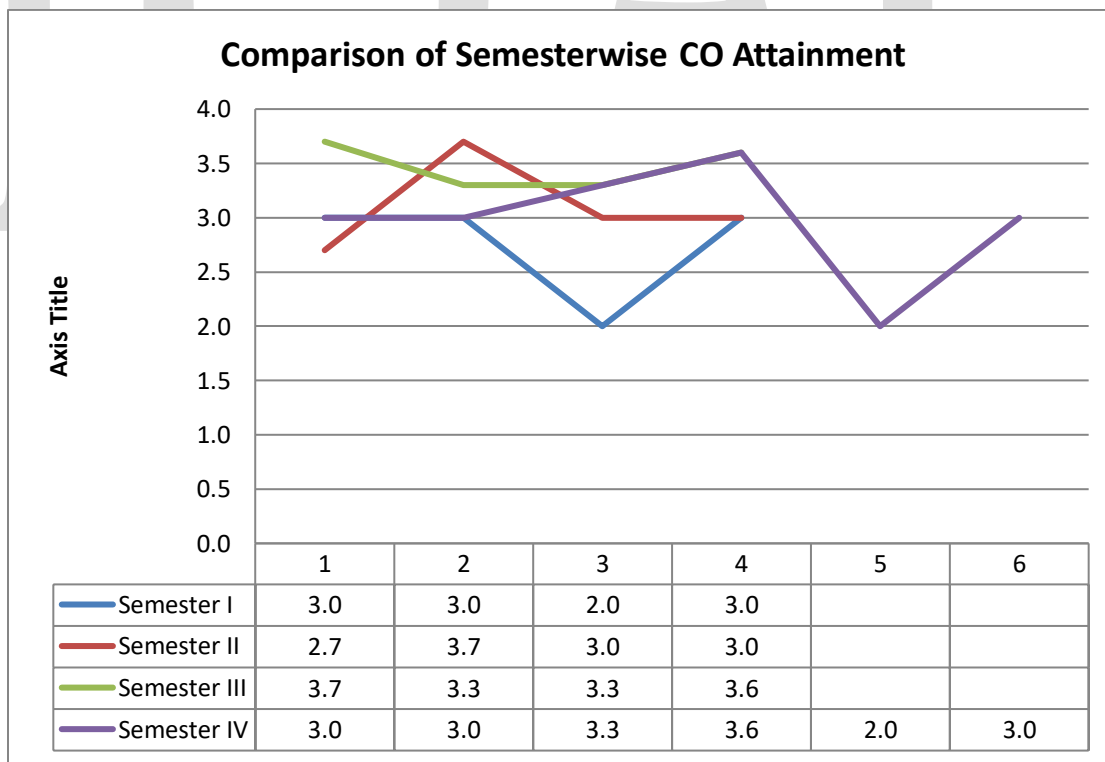
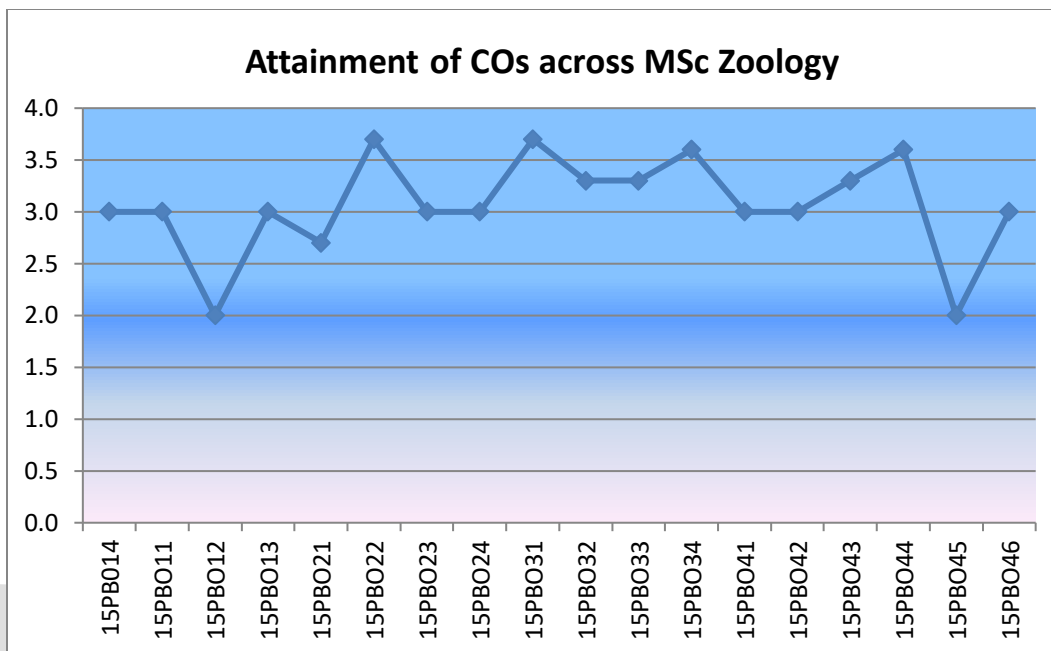
| Overall Course Outcomes Across the Semesters | | | | PSO Attainment |
|--|--------|---------|--------|----------------|
| Sem I | Sem II | Sem III | Sem IV | |
| 3.325 | 3.575 | 3.075 | 3.267 | 3.644 |



MSc Zoology (2017-19)**Table Showing Attainment of Course Outcomes**

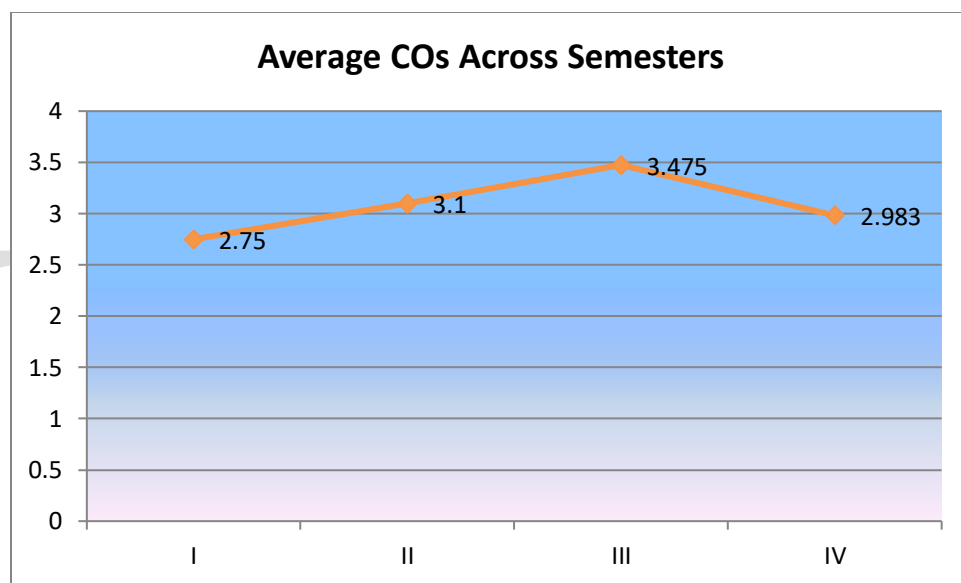
| Semester | Course Code | Outcome | Remarks |
|------------|-------------|---------|----------|
| I | 15PZO 11 | 3.0 | Moderate |
| | 15PZO12 | 3.0 | Moderate |
| | 15PZO13 | 2.0 | Poor |
| | 15PZO14 | 3.0 | Moderate |
| II | 15PZO21 | 2.7 | Moderate |
| | 15PZO22 | 3.7 | Good |
| | 15PZO23 | 3.0 | Moderate |
| | 15PZO24 | 3.0 | Moderate |
| III | 15PZO31 | 3.7 | Good |
| | 15PZO32 | 3.3 | Good |
| | 15PZO33 | 3.3 | Good |
| | 15PZO34 | 3.6 | Good |
| IV | 15PZO41 | 3.0 | Moderate |
| | 15PZO42 | 3.0 | Moderate |
| | 15PZO43 | 3.3 | Good |
| | 15PZO44 | 3.6 | Good |
| | 15PZO45 | 2.0 | Poor |
| | 15PZO46 | 3.0 | Moderate |

CO Attainment



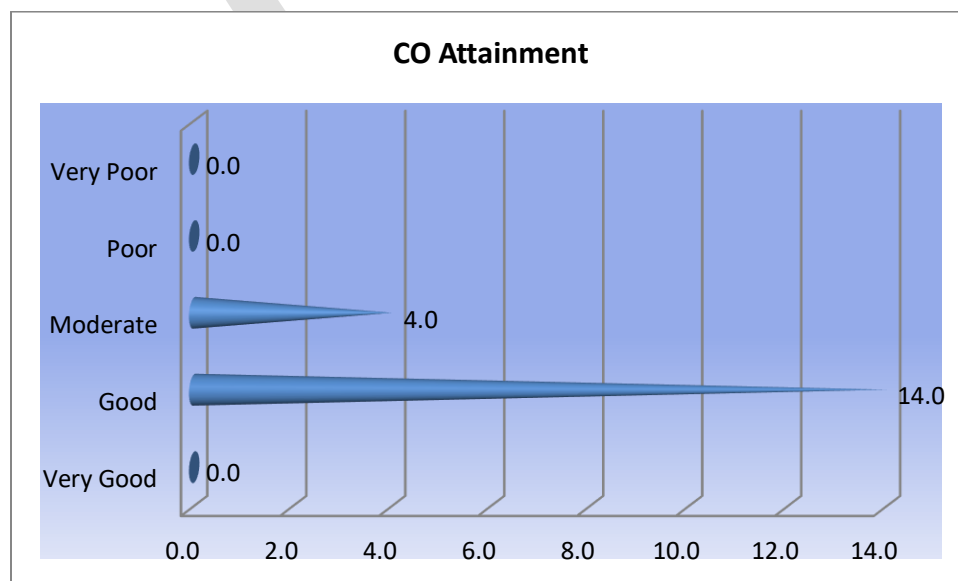
Programme Specific Outcome-MSc Zoology

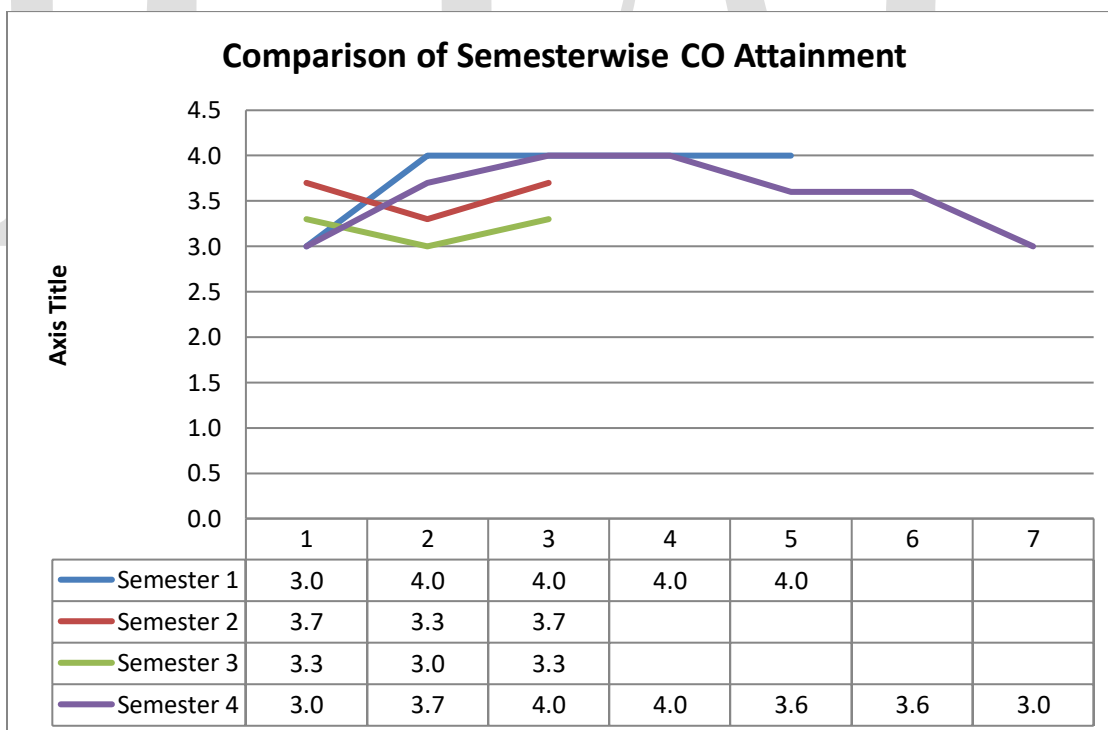
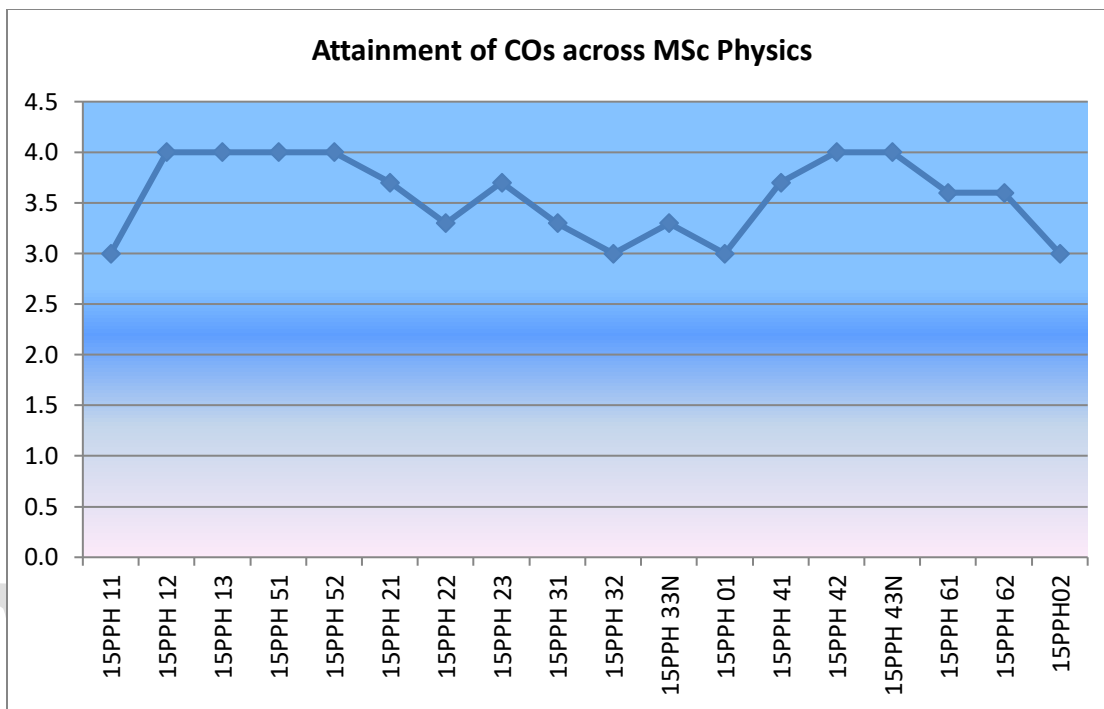
| Overall Course Outcomes Across the Semesters | | | | PSO Attainment |
|--|--------|---------|--------|----------------|
| Sem I | Sem II | Sem III | Sem IV | |
| 2.750 | 3.100 | 3.475 | 2.983 | 3.453 |



MSc Physics (2017-19)**Table Showing Attainment of Course Outcomes**

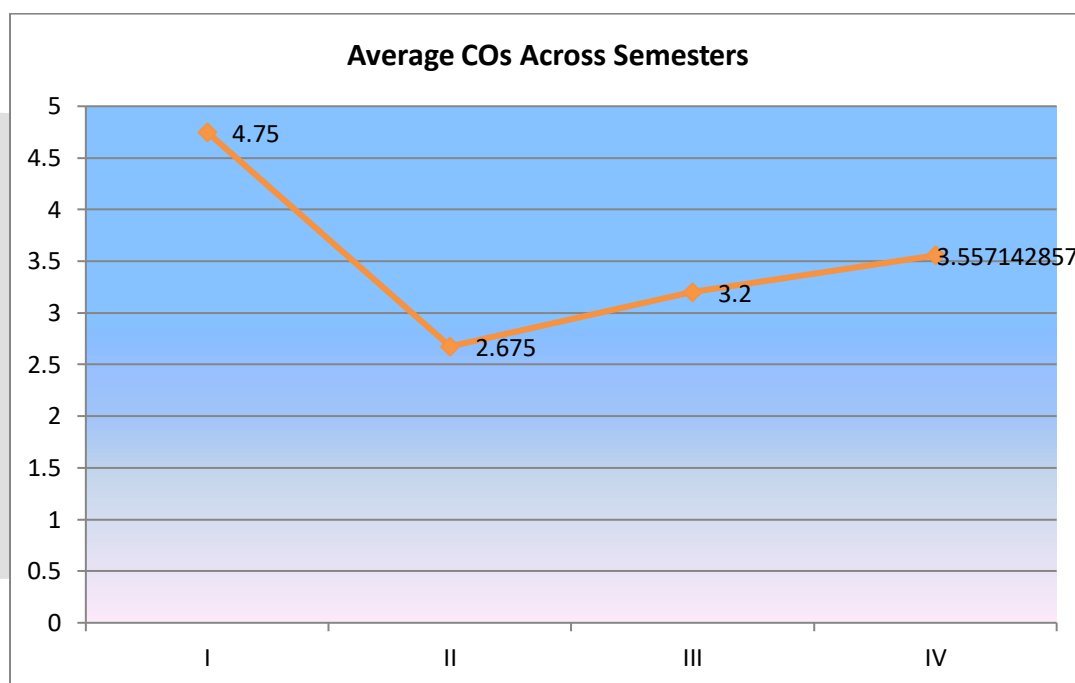
| Semester | Course Code | Outcome | Remarks |
|------------|-------------|---------|----------|
| I | 15PPH 11 | 3.0 | Moderate |
| | 15PPH 12 | 4.0 | Good |
| | 15PPH 13 | 4.0 | Good |
| | 15PPH 51 | 4.0 | Good |
| | 15PPH 52 | 4.0 | Good |
| II | 15PPH 21 | 3.7 | Good |
| | 15PPH 22 | 3.3 | Good |
| | 15PPH 23 | 3.7 | Good |
| III | 15PPH 31 | 3.3 | Good |
| | 15PPH 32 | 3.0 | Moderate |
| | 15PPH 33N | 3.3 | Good |
| IV | 15PPH 01 | 3.0 | Moderate |
| | 15PPH 41 | 3.7 | Good |
| | 15PPH 42 | 4.0 | Good |
| | 15PPH 43N | 4.0 | Good |
| | 15PPH 61 | 3.6 | Good |
| | 15PPH 62 | 3.6 | Good |
| | 15PPH02 | 3.0 | Moderate |





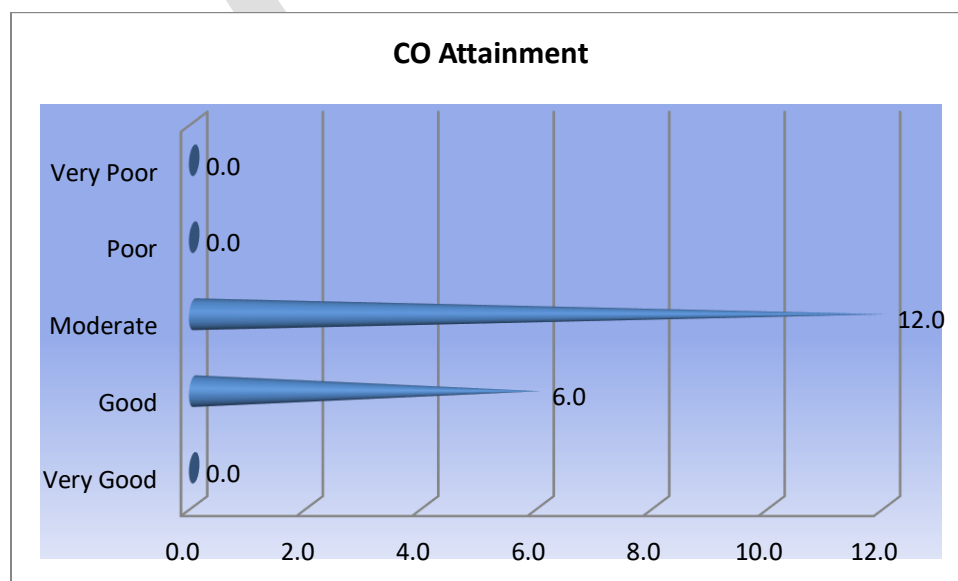
Programme Specific Outcome-MSc Physics

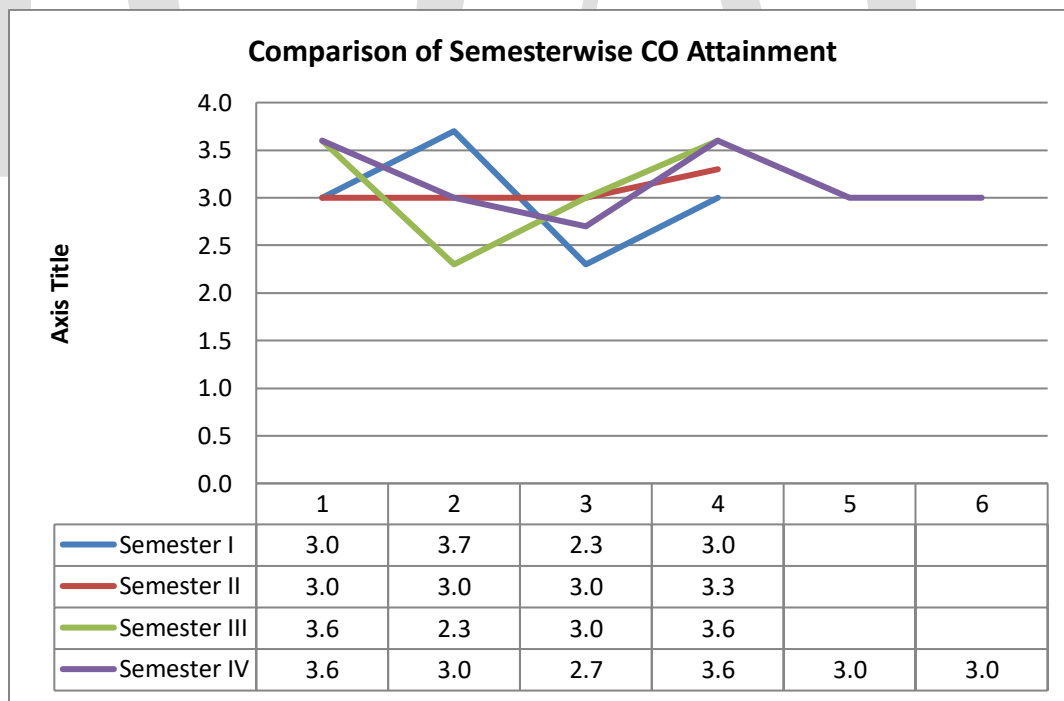
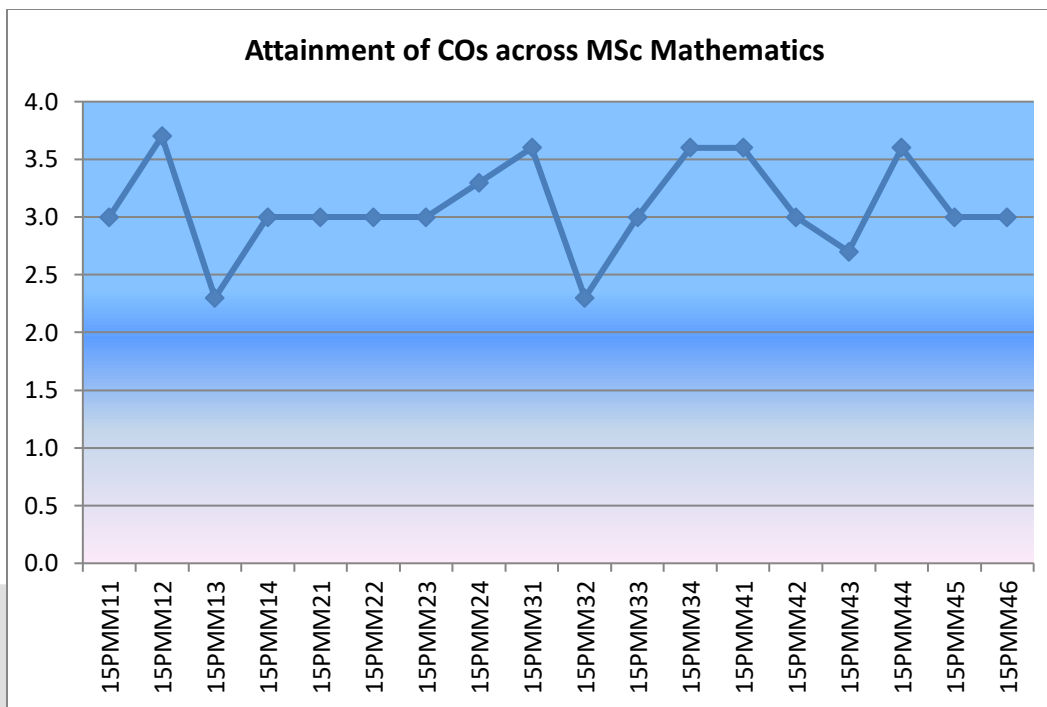
| Overall Course Outcomes Across the Semesters | | | | PSO Attainment |
|--|--------|---------|--------|----------------|
| Sem I | Sem II | Sem III | Sem IV | |
| 4.750 | 2.675 | 3.200 | 3.557 | 3.853 |



MSc Mathematics (2017-19)**Table Showing Attainment of Course Outcomes**

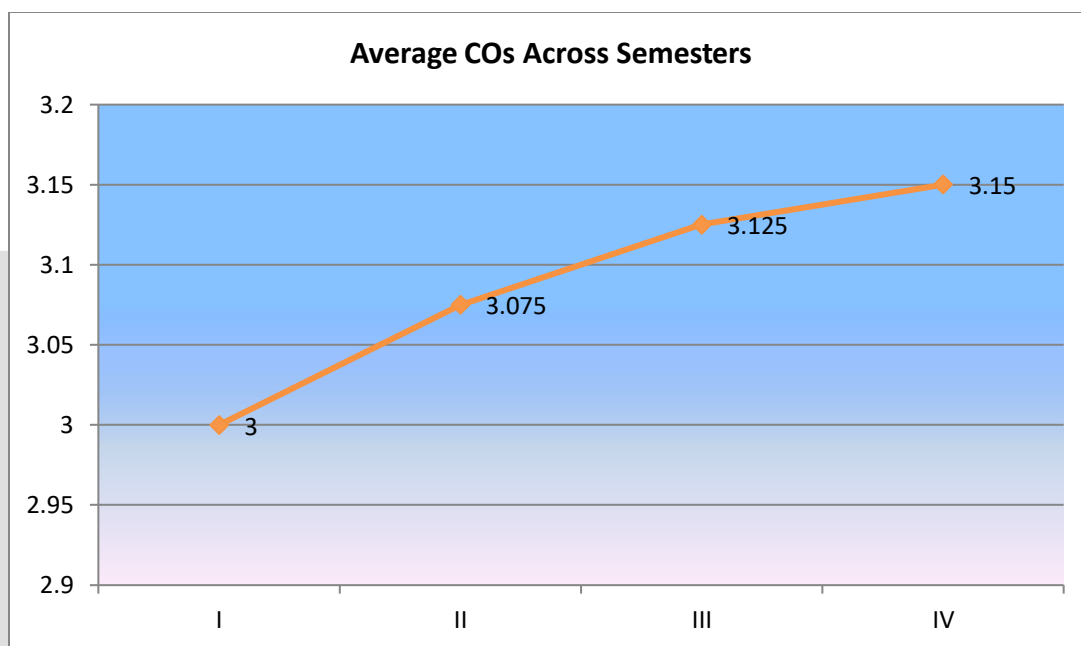
| Semester | Course Code | Outcome | Remarks |
|------------|-------------|---------|----------|
| I | 15PMM11 | 3.0 | Moderate |
| | 15PMM12 | 3.7 | Good |
| | 15PMM13 | 2.3 | Moderate |
| | 15PMM14 | 3.0 | Moderate |
| II | 15PMM21 | 3.0 | Moderate |
| | 15PMM22 | 3.0 | Moderate |
| | 15PMM23 | 3.0 | Moderate |
| | 15PMM24 | 3.3 | Good |
| III | 15PMM31 | 3.6 | Good |
| | 15PMM32 | 2.3 | Moderate |
| | 15PMM33 | 3.0 | Moderate |
| | 15PMM34 | 3.6 | Good |
| IV | 15PMM41 | 3.6 | Good |
| | 15PMM42 | 3.0 | Moderate |
| | 15PMM43 | 2.7 | Moderate |
| | 15PMM44 | 3.6 | Good |
| | 15PMM45 | 3.0 | Moderate |
| | 15PMM46 | 3.0 | Moderate |





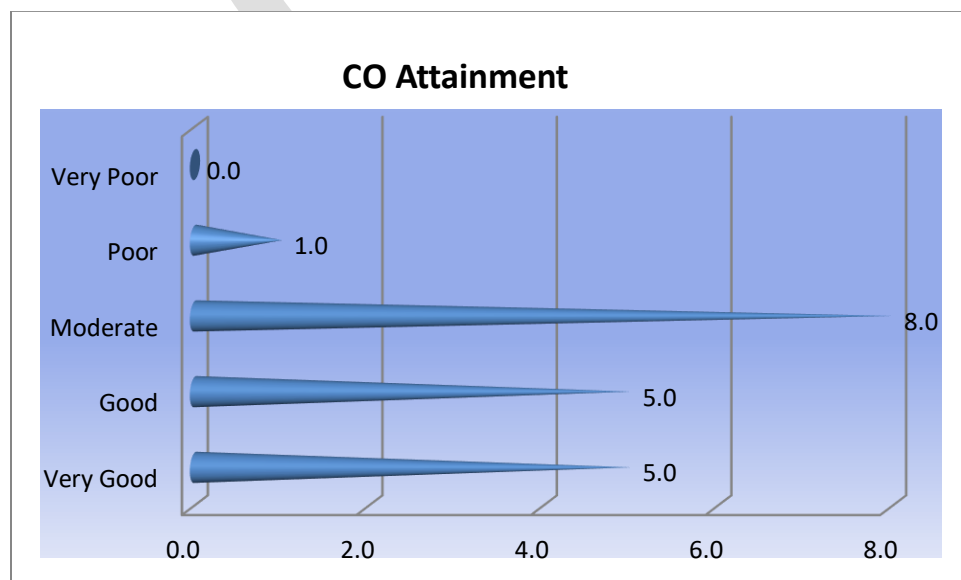
Programme Specific Outcome-MSc Mathematics

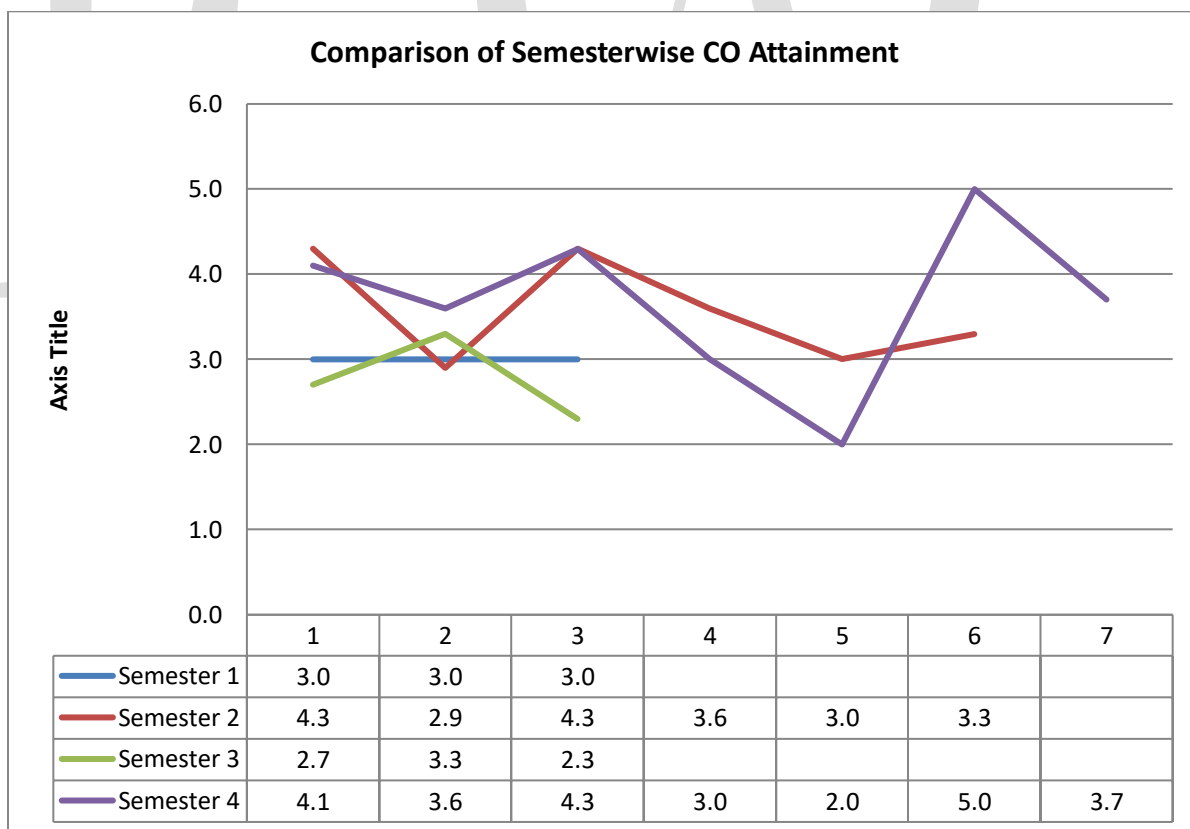
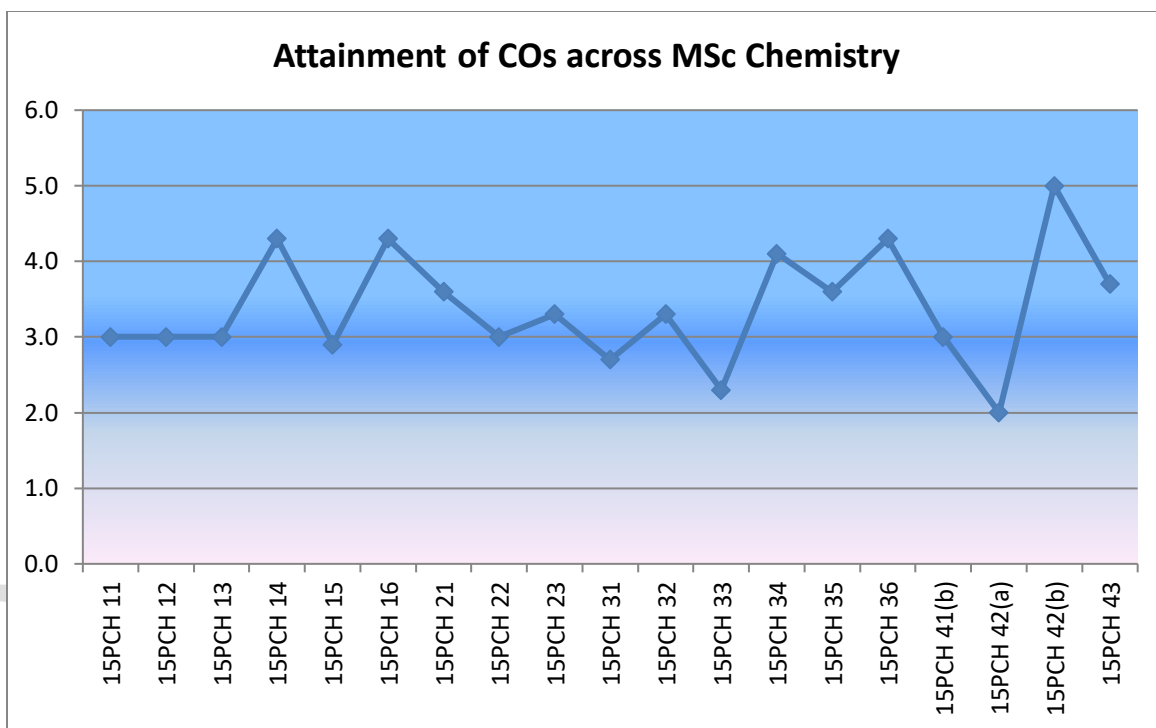
| Overall Course Outcomes Across the Semesters | | | | PSO Attainment |
|--|--------|---------|--------|----------------|
| Sem I | Sem II | Sem III | Sem IV | |
| 3.000 | 3.075 | 3.125 | 3.150 | 3.476 |



MSc Chemistry (2017-19)**Table Showing Attainment of Course Outcomes**

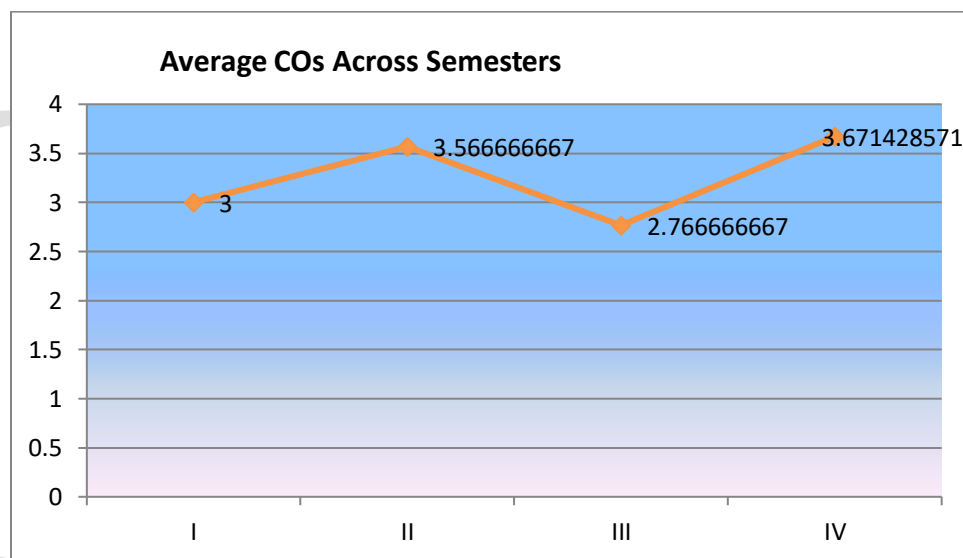
| Semester | Course Code | Outcome | Remarks |
|------------|-------------|---------|-----------|
| I | 15PCH 11 | 3.0 | Moderate |
| | 15PCH 12 | 3.0 | Moderate |
| | 15PCH 13 | 3.0 | Moderate |
| II | 15PCH 14 | 4.3 | Very Good |
| | 15PCH 15 | 2.9 | Moderate |
| | 15PCH 16 | 4.3 | Very Good |
| | 15PCH 21 | 3.6 | Good |
| | 15PCH 22 | 3.0 | Moderate |
| | 15PCH 23 | 3.3 | Good |
| III | 15PCH 31 | 2.7 | Moderate |
| | 15PCH 32 | 3.3 | Good |
| | 15PCH 33 | 2.3 | Moderate |
| IV | 15PCH 34 | 4.1 | Very Good |
| | 15PCH 35 | 3.6 | Good |
| | 15PCH 36 | 4.3 | Very Good |
| | 15PCH 41(b) | 3.0 | Moderate |
| | 15PCH 42(a) | 2.0 | Poor |
| | 15PCH 42(b) | 5.0 | Very Good |
| | 15PCH 43 | 3.7 | Good |





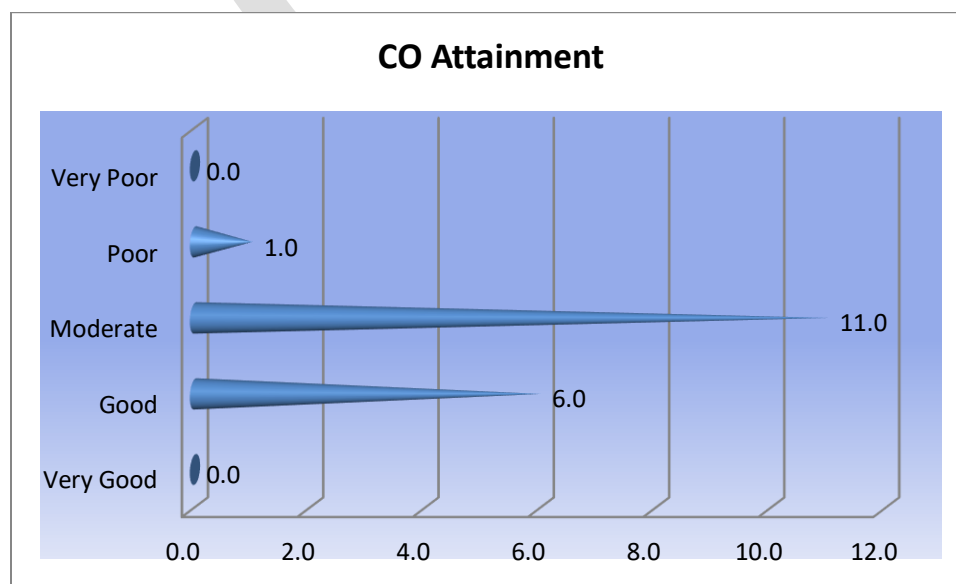
Programme Specific Outcome-MSc Chemistry

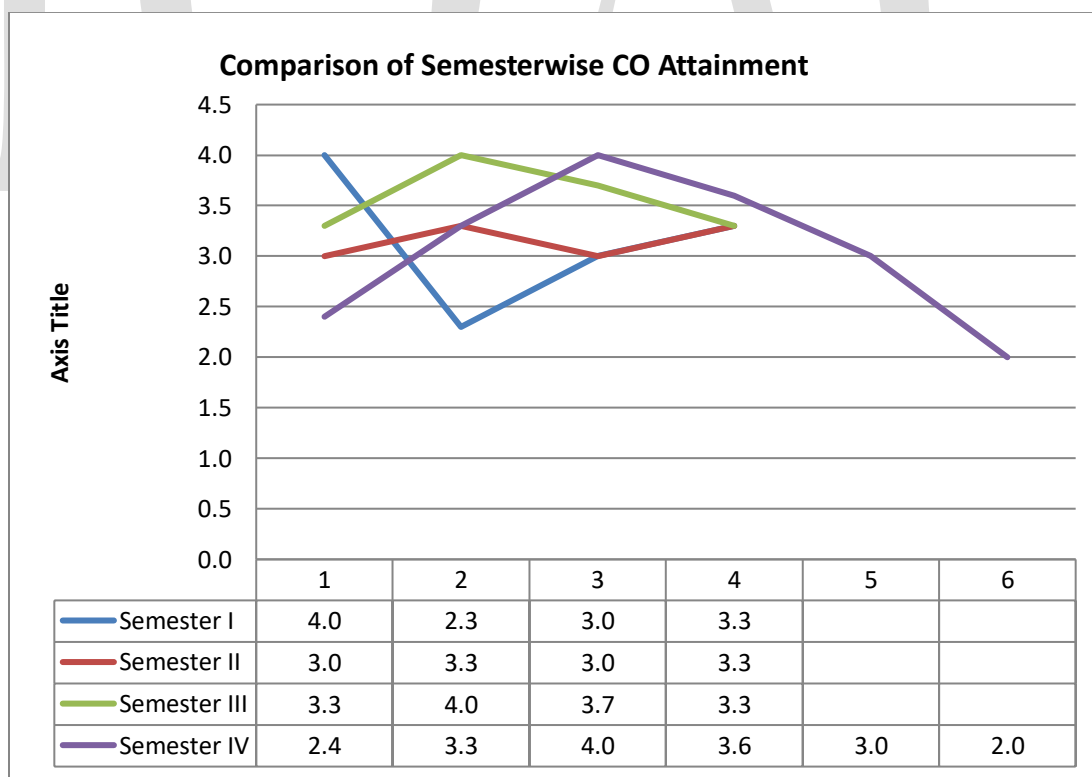
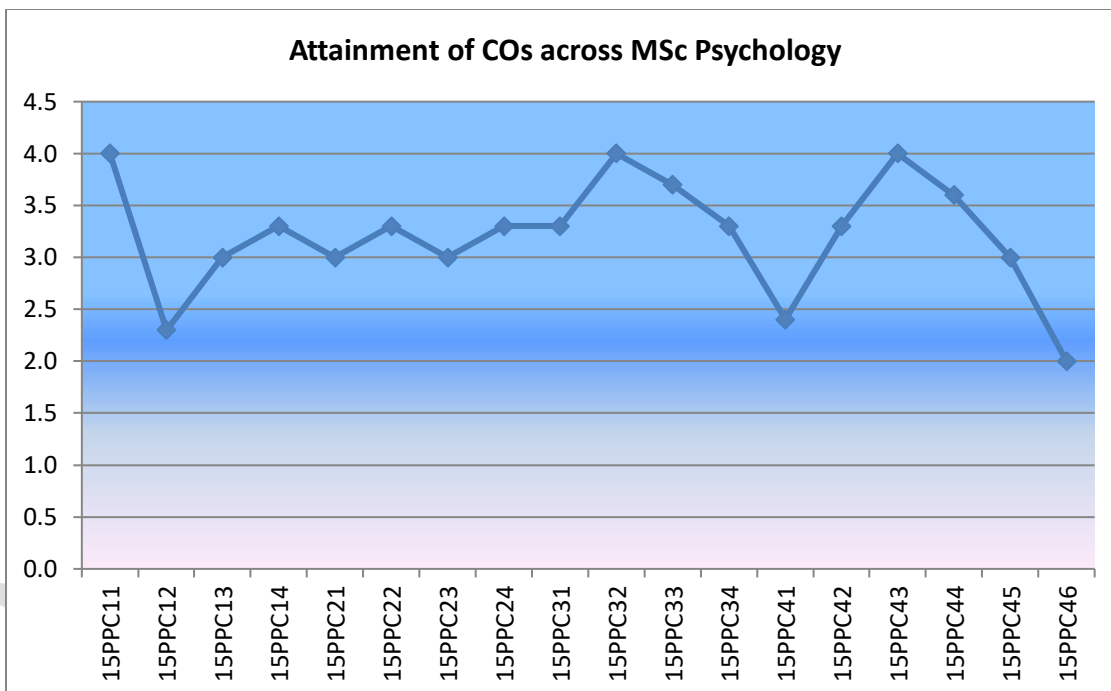
| Overall Course Outcomes Across the Semesters | | | | PSO Attainment |
|--|--------|---------|--------|----------------|
| Sem I | Sem II | Sem III | Sem IV | |
| 3.000 | 3.567 | 2.767 | 3.671 | 3.712 |



MSc Psychology (2017-19)**Table Showing Attainment of Course Outcomes**

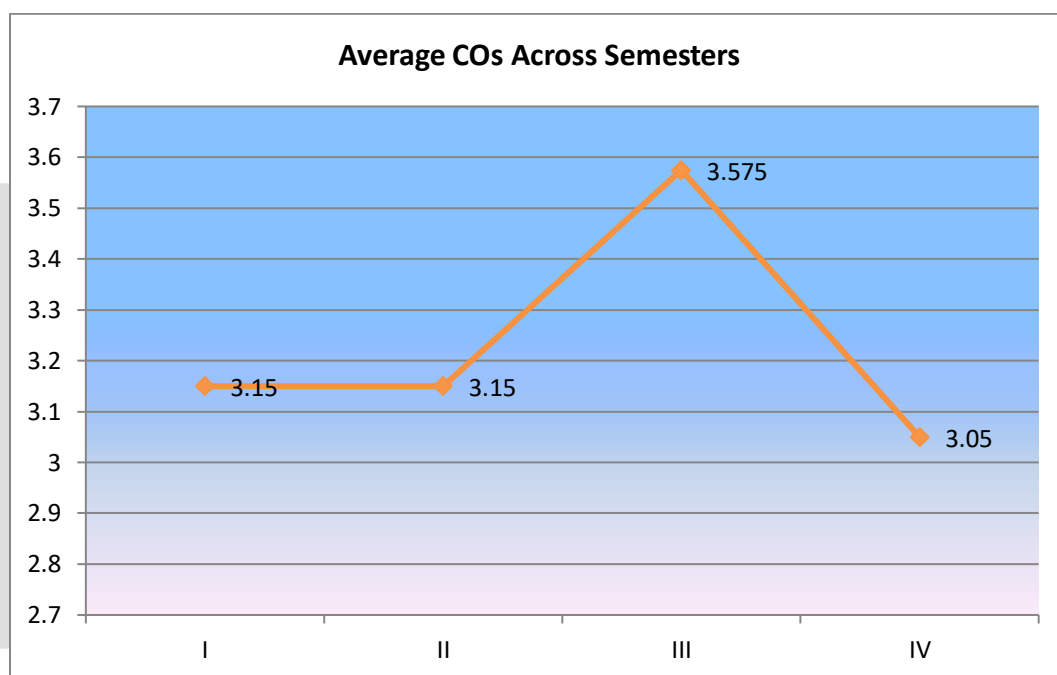
| Semester | Course Code | Outcome | Remarks |
|------------|-------------|---------|----------|
| I | 15PPC11 | 4.0 | Good |
| | 15PPC12 | 2.3 | Moderate |
| | 15PPC13 | 3.0 | Moderate |
| | 15PPC14 | 3.3 | Good |
| II | 15PPC21 | 3.0 | Moderate |
| | 15PPC22 | 3.3 | Good |
| | 15PPC23 | 3.0 | Moderate |
| | 15PPC24 | 3.3 | Good |
| III | 15PPC31 | 3.3 | Good |
| | 15PPC32 | 4.0 | Good |
| | 15PPC33 | 3.7 | Good |
| | 15PPC34 | 3.3 | Good |
| IV | 15PPC41 | 2.4 | Moderate |
| | 15PPC42 | 3.3 | Good |
| | 15PPC43 | 4.0 | Good |
| | 15PPC44 | 3.6 | Good |
| | 15PPC45 | 3.0 | Moderate |
| | 15PPC46 | 2.0 | Poor |





Programme Specific Outcome-MSc Psychology

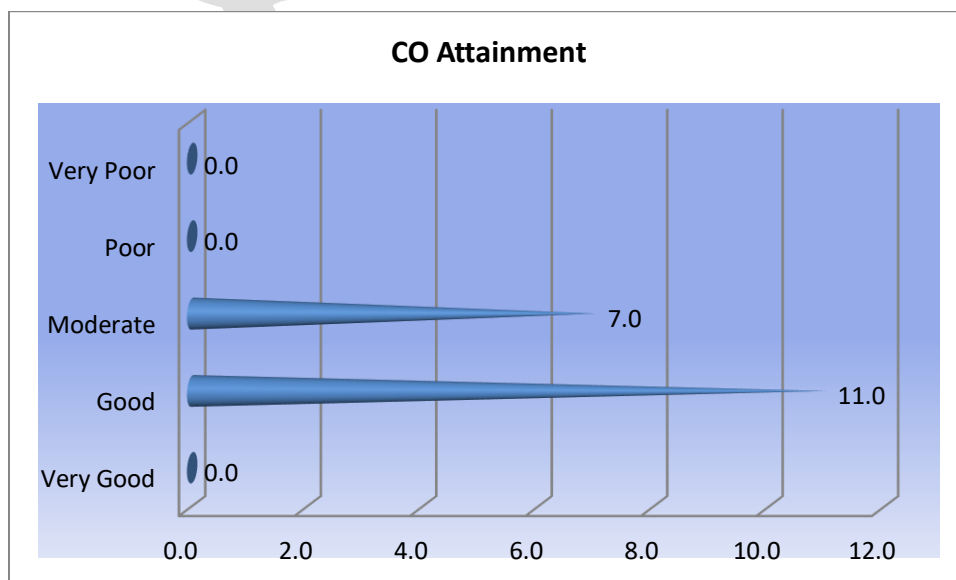
| Overall Course Outcomes Across the Semesters | | | | PSO Attainment |
|--|--------|---------|--------|----------------|
| Sem I | Sem II | Sem III | Sem IV | |
| 3.150 | 3.150 | 3.575 | 3.050 | 3.569 |

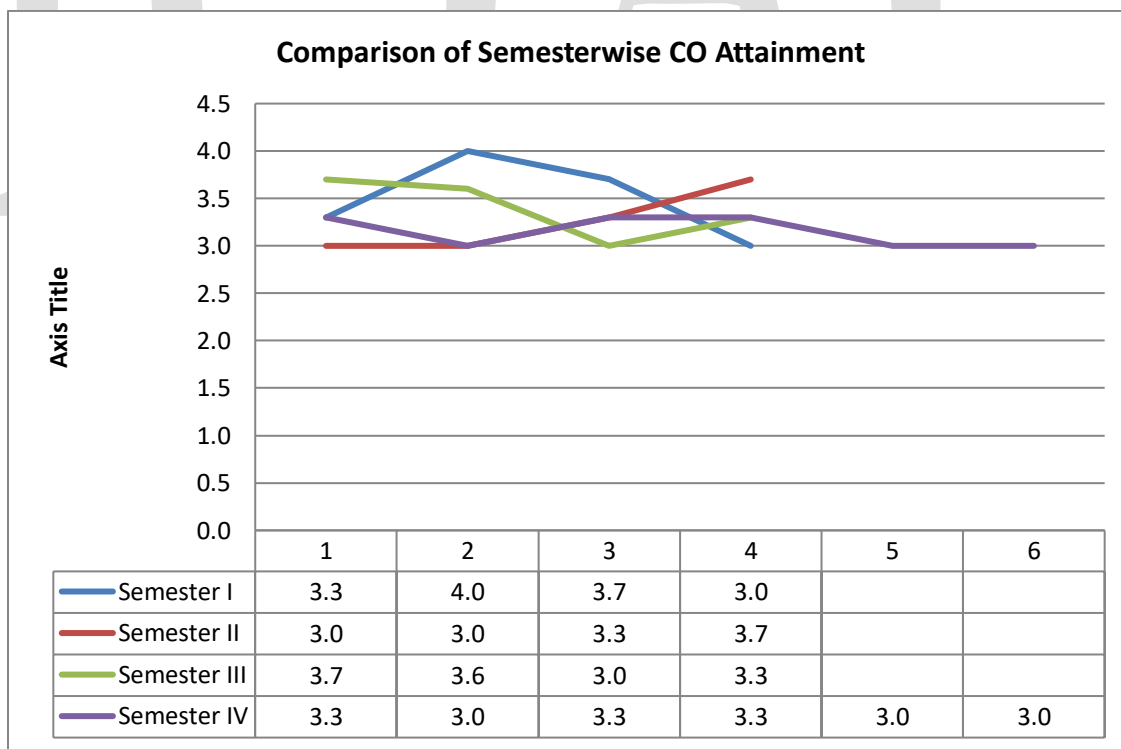
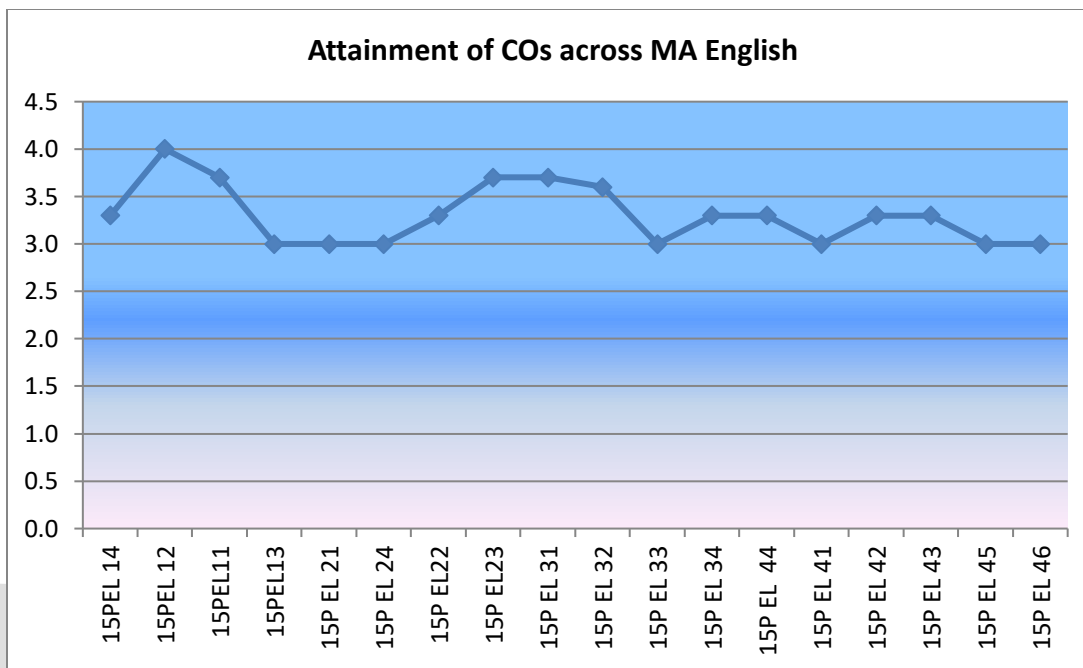


MA English (2017-19)

Table Showing Attainment of Course Outcomes

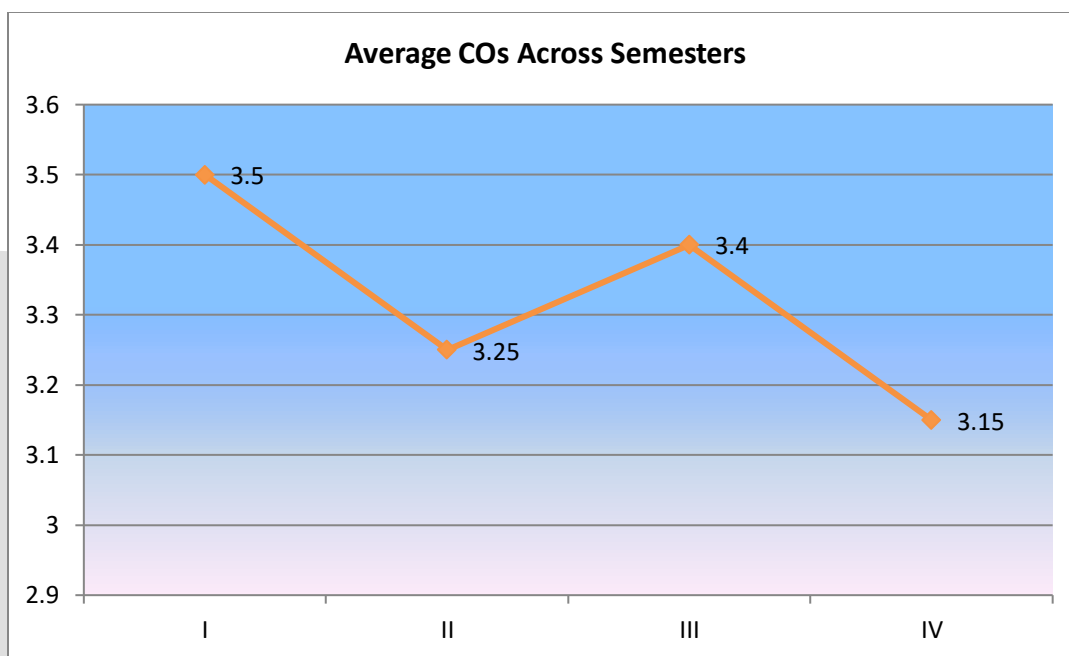
| Semester | Course Code | Outcome | Remarks |
|------------|-------------|---------|----------|
| I | 15PEL 14 | 3.3 | Good |
| | 15PEL 12 | 4.0 | Good |
| | 15PEL11 | 3.7 | Good |
| | 15PEL13 | 3.0 | Moderate |
| II | 15P EL 21 | 3.0 | Moderate |
| | 15P EL 24 | 3.0 | Moderate |
| | 15P EL22 | 3.3 | Good |
| | 15P EL23 | 3.7 | Good |
| III | 15P EL 31 | 3.7 | Good |
| | 15P EL 32 | 3.6 | Good |
| | 15P EL 33 | 3.0 | Moderate |
| | 15P EL 34 | 3.3 | Good |
| IV | 15P EL 44 | 3.3 | Good |
| | 15P EL 41 | 3.0 | Moderate |
| | 15P EL 42 | 3.3 | Good |
| | 15P EL 43 | 3.3 | Good |
| | 15P EL 45 | 3.0 | Moderate |
| | 15P EL 46 | 3.0 | Moderate |





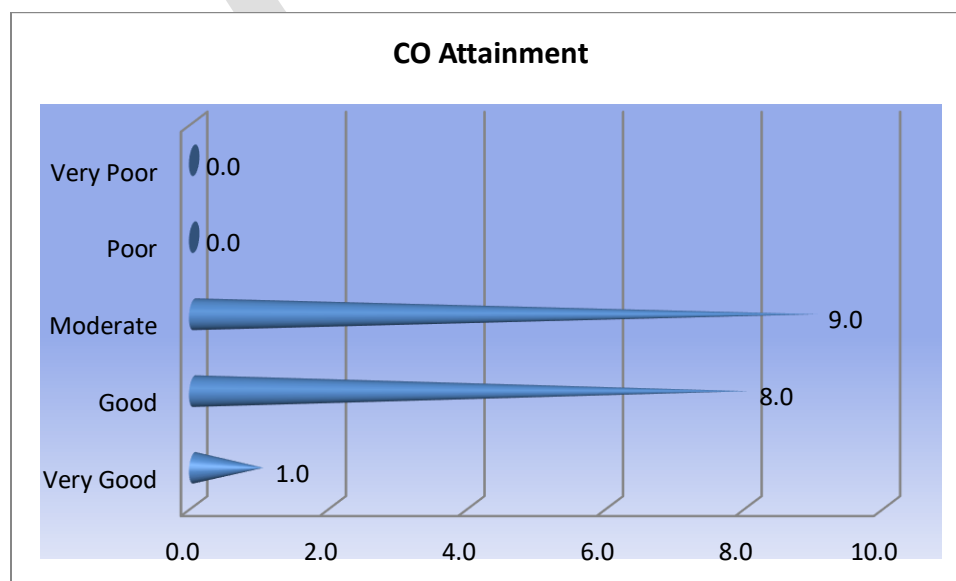
Programme Specific Outcome-MA English

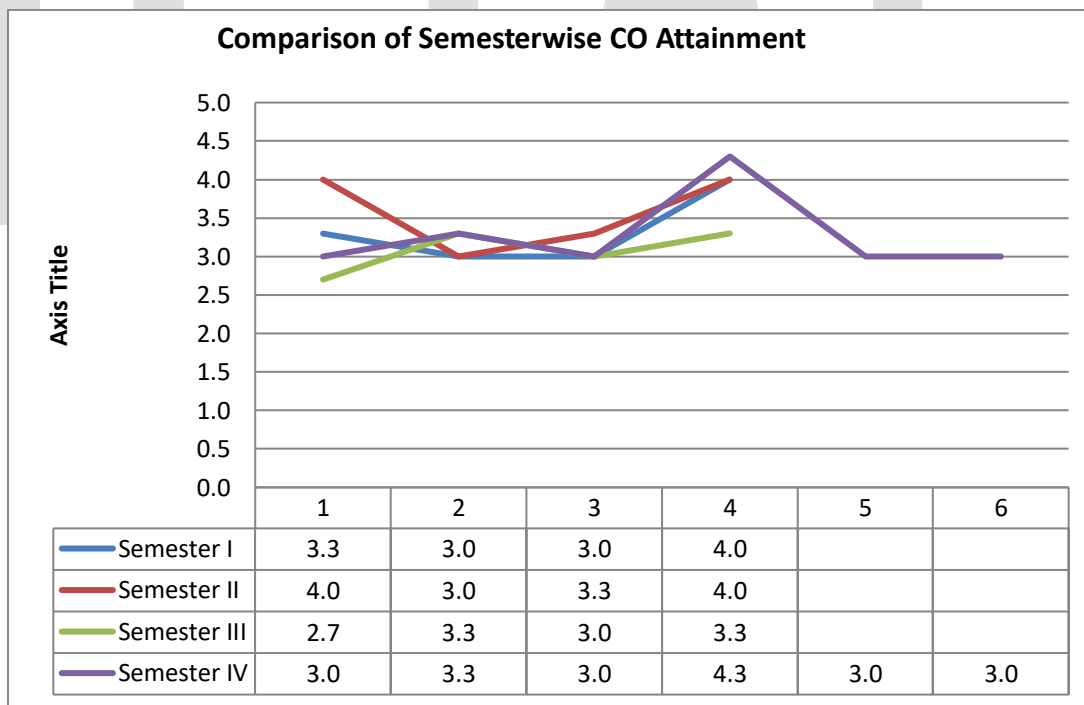
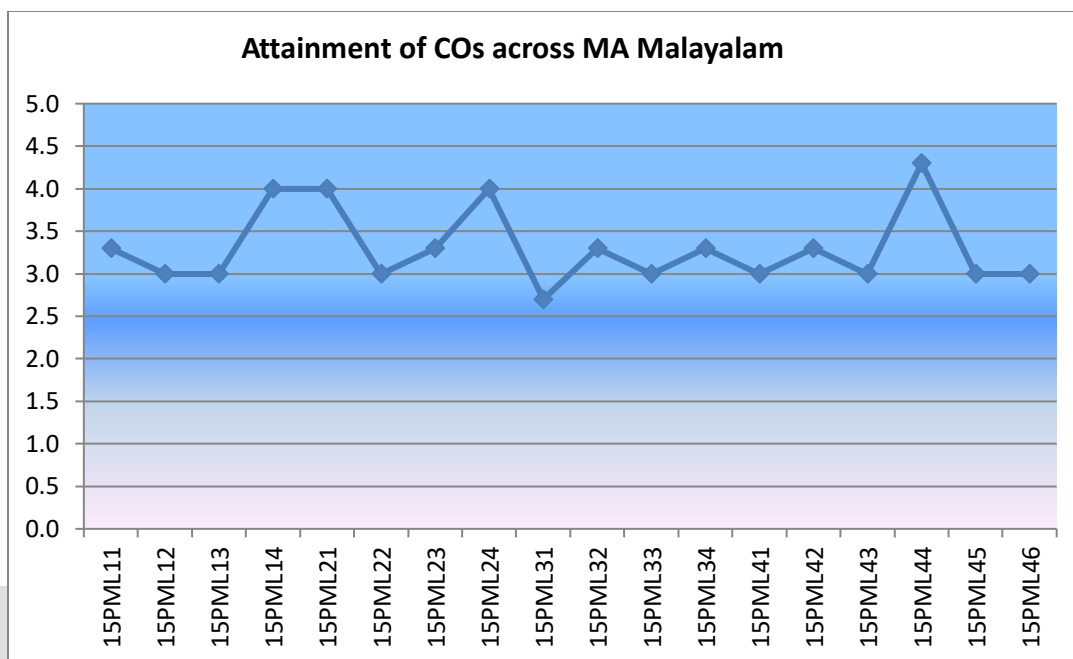
| Overall Course Outcomes Across the Semesters | | | | PSO Attainment |
|--|--------|---------|--------|----------------|
| Sem I | Sem II | Sem III | Sem IV | |
| 3.500 | 3.250 | 3.400 | 3.150 | 3.644 |



MA Malayalam (2017-19)**Table Showing Attainment of Course Outcomes**

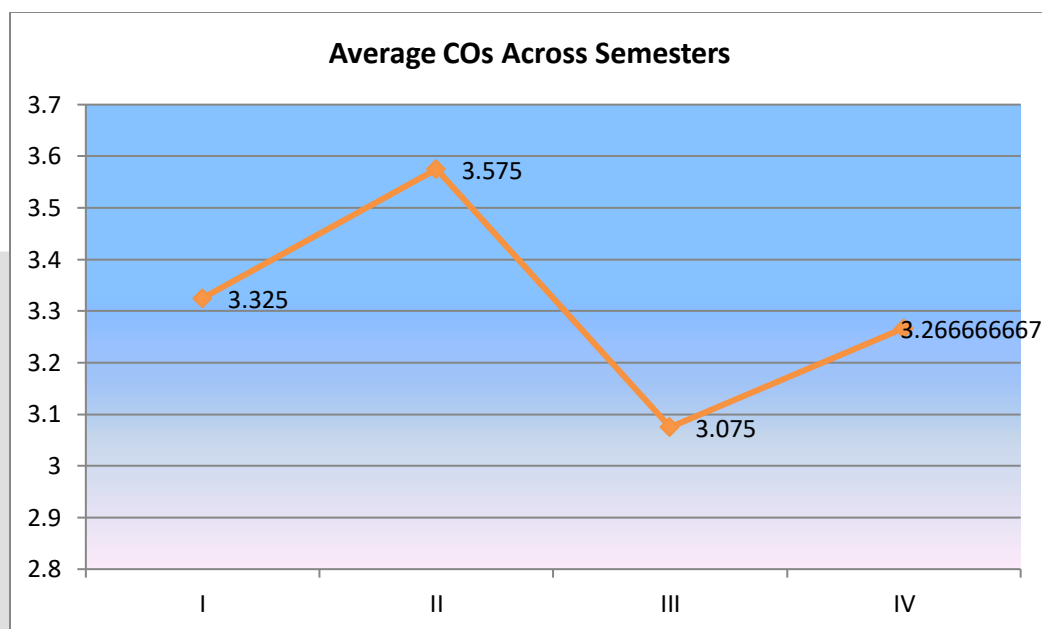
| Semester | Course Code | Outcome | Remarks |
|------------|-------------|---------|-----------|
| I | 15PML11 | 3.3 | Good |
| | 15PML12 | 3.0 | Moderate |
| | 15PML13 | 3.0 | Moderate |
| | 15PML14 | 4.0 | Good |
| II | 15PML21 | 4.0 | Good |
| | 15PML22 | 3.0 | Moderate |
| | 15PML23 | 3.3 | Good |
| | 15PML24 | 4.0 | Good |
| III | 15PML31 | 2.7 | Moderate |
| | 15PML32 | 3.3 | Good |
| | 15PML33 | 3.0 | Moderate |
| | 15PML34 | 3.3 | Good |
| IV | 15PML41 | 3.0 | Moderate |
| | 15PML42 | 3.3 | Good |
| | 15PML43 | 3.0 | Moderate |
| | 15PML44 | 4.3 | Very Good |
| | 15PML45 | 3.0 | Moderate |
| | 15PML46 | 3.0 | Moderate |





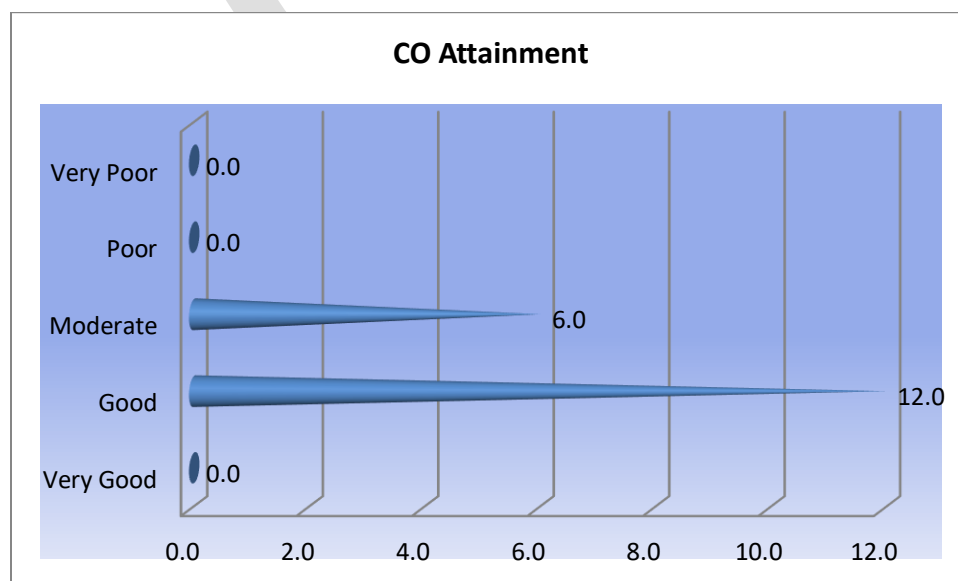
Programme Specific Outcome-MA Malayalam

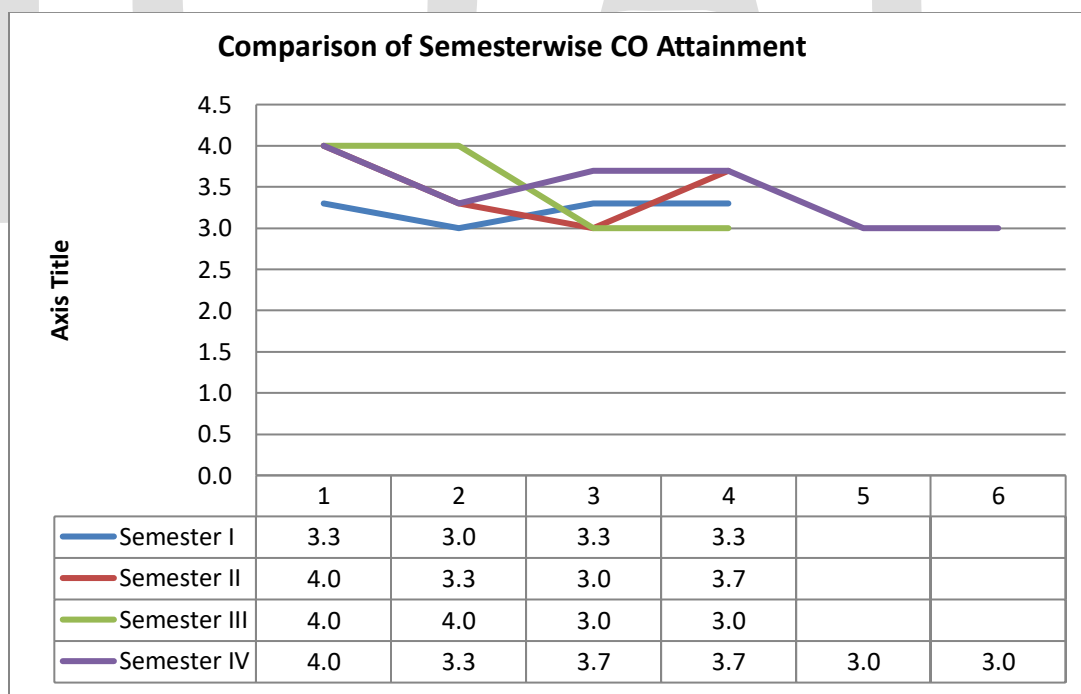
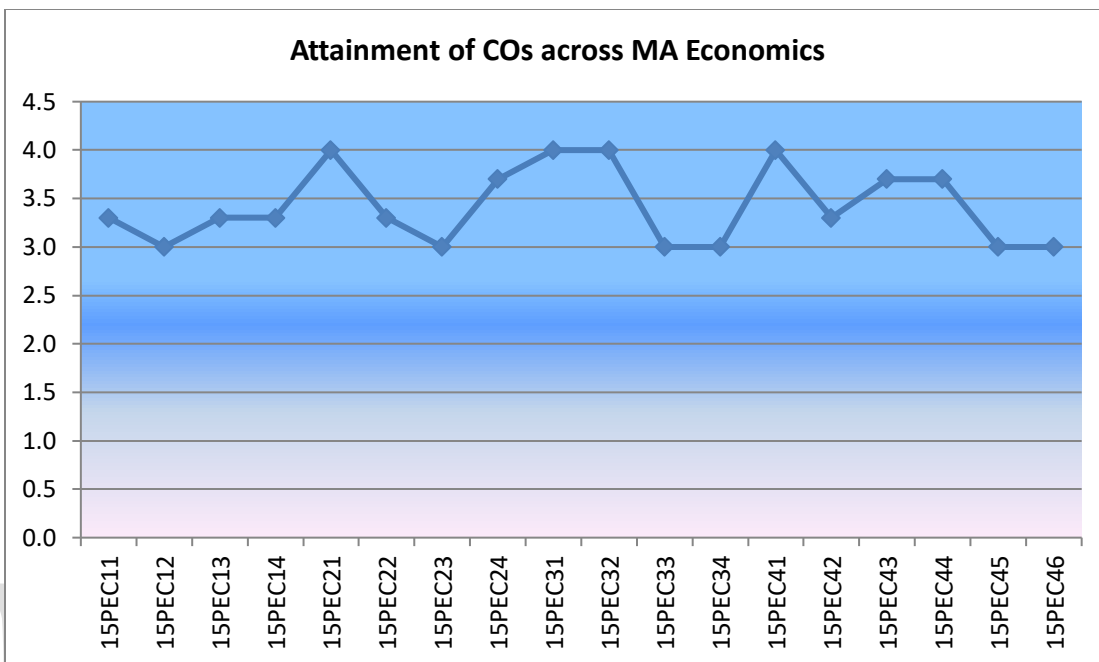
| Overall Course Outcomes Across the Semesters | | | | PSO Attainment |
|--|--------|---------|--------|----------------|
| Sem I | Sem II | Sem III | Sem IV | |
| 3.325 | 3.575 | 3.075 | 3.267 | 3.644 |



MA Economics (2017-19)**Table Showing Attainment of Course Outcomes**

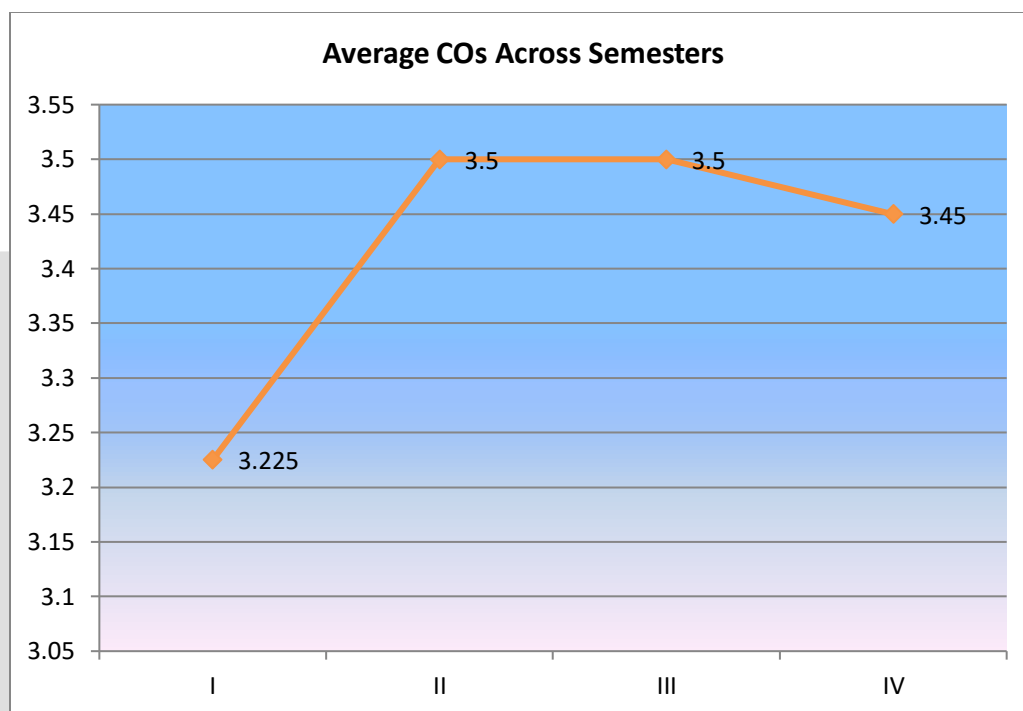
| Semester | Course Code | Outcome | Remarks |
|------------|-------------|---------|----------|
| I | 15PEC11 | 3.3 | Good |
| | 15PEC12 | 3.0 | Moderate |
| | 15PEC13 | 3.3 | Good |
| | 15PEC14 | 3.3 | Good |
| II | 15PEC21 | 4.0 | Good |
| | 15PEC22 | 3.3 | Good |
| | 15PEC23 | 3.0 | Moderate |
| | 15PEC24 | 3.7 | Good |
| III | 15PEC31 | 4.0 | Good |
| | 15PEC32 | 4.0 | Good |
| | 15PEC33 | 3.0 | Moderate |
| | 15PEC34 | 3.0 | Moderate |
| IV | 15PEC41 | 4.0 | Good |
| | 15PEC42 | 3.3 | Good |
| | 15PEC43 | 3.7 | Good |
| | 15PEC44 | 3.7 | Good |
| | 15PEC45 | 3.0 | Moderate |
| | 15PEC46 | 3.0 | Moderate |





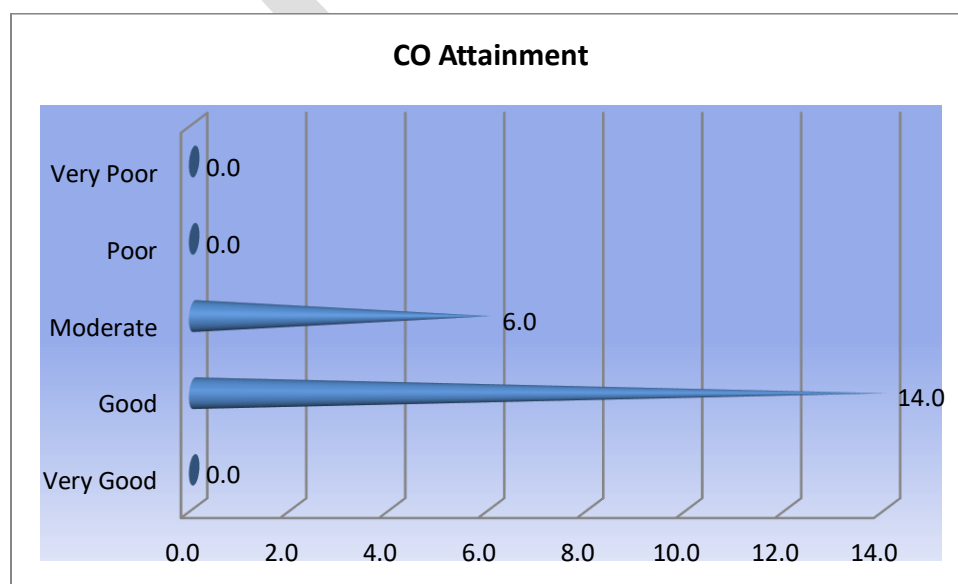
Programme Specific Outcome-MA Economics

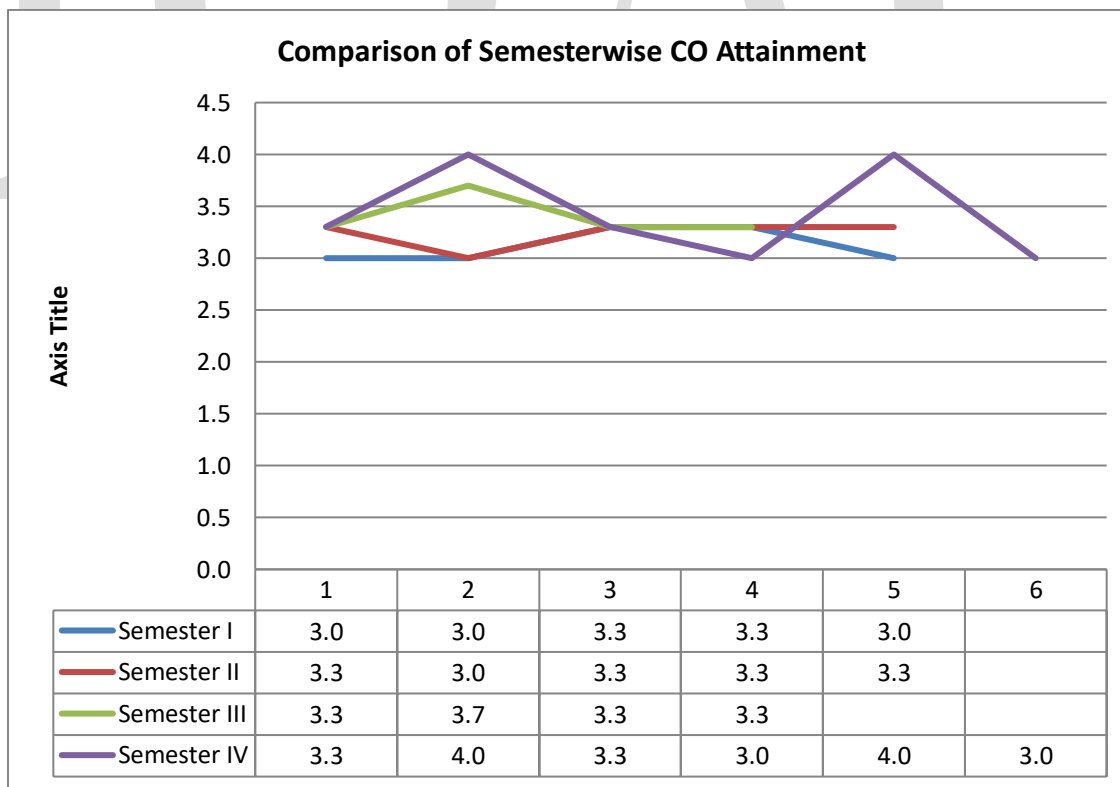
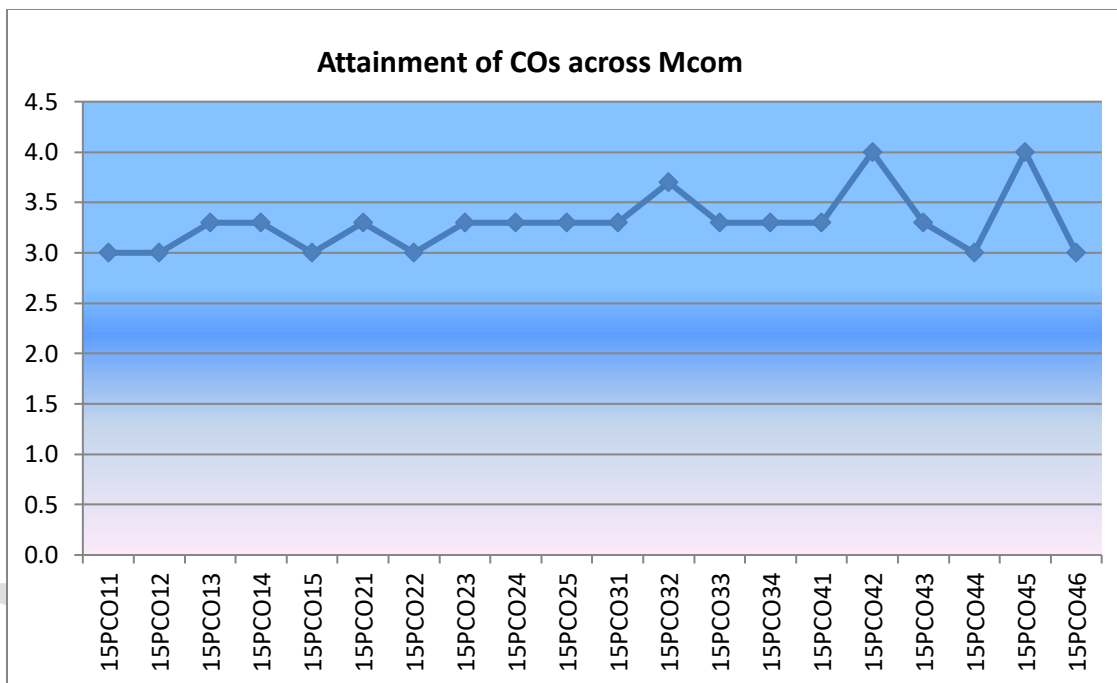
| Overall Course Outcomes Across the Semesters | | | | PSO Attainment |
|--|--------|---------|--------|----------------|
| Sem I | Sem II | Sem III | Sem IV | |
| 3.225 | 3.500 | 3.500 | 3.345 | 3.738 |



MCom (2017-19)**Table Showing Attainment of Course Outcomes**

| Semester | Course Code | Outcome | Remarks |
|------------|-------------|---------|----------|
| I | 15PC011 | 3.0 | Moderate |
| | 15PC012 | 3.0 | Moderate |
| | 15PC013 | 3.3 | Good |
| | 15PC014 | 3.3 | Good |
| | 15PC015 | 3.0 | Moderate |
| II | 15PC021 | 3.3 | Good |
| | 15PC022 | 3.0 | Moderate |
| | 15PC023 | 3.3 | Good |
| | 15PC024 | 3.3 | Good |
| | 15PC025 | 3.3 | Good |
| III | 15PC031 | 3.3 | Good |
| | 15PC032 | 3.7 | Good |
| | 15PC033 | 3.3 | Good |
| | 15PC034 | 3.3 | Good |
| IV | 15PC041 | 3.3 | Good |
| | 15PC042 | 4.0 | Good |
| | 15PC043 | 3.3 | Good |
| | 15PC044 | 3.0 | Moderate |
| | 15PC045 | 4.0 | Good |
| | 15PC046 | 3.0 | Moderate |





Programme Specific Outcome-MCom

| Overall Course Outcomes Across the Semesters | | | | PSO Attainment |
|--|--------|---------|--------|----------------|
| Sem I | Sem II | Sem III | Sem IV | |
| 3.120 | 3.240 | 3.400 | 3.433 | 3.640 |

